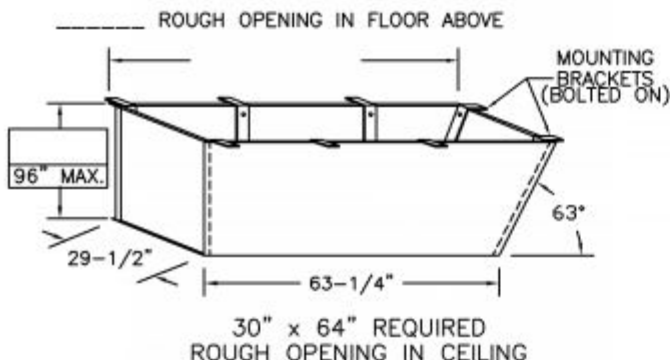


SUPER SIMPLEX DISAPPEARING STAIRWAY WITH NON-RATED ALUMINUM DOOR

(USE THIS DRAWING FOR CEILING HEIGHTS BETWEEN 9'-10" TO 12'-0")

ONE INCH FLANGE
ALL AROUND
TOP & BOTTOM

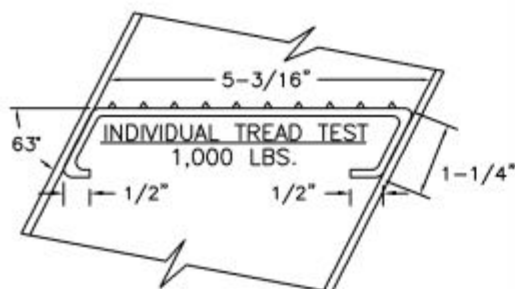
TOP STEP
LOCATED AT
ONE INCH
BELOW BOTTOM
OF FRAME



30" x 64" REQUIRED
ROUGH OPENING IN CEILING

SPECIAL DEEP FRAME

1/8" STEEL, 63 DEGREE ANGLE ONE END, 90 DEGREE
OTHER END, TO CONTAIN SUPER SIMPLEX FOLDING STAIRWAY
CUT FOR EXACT FINISHED CEILING HEIGHT. THIS FRAME, WITH
FACTORY INSTALLED BUILT-IN TREADS, PROVIDES STEPS
FROM THE DROPPED-CEILING LINE TO THE UPPER FLOOR.

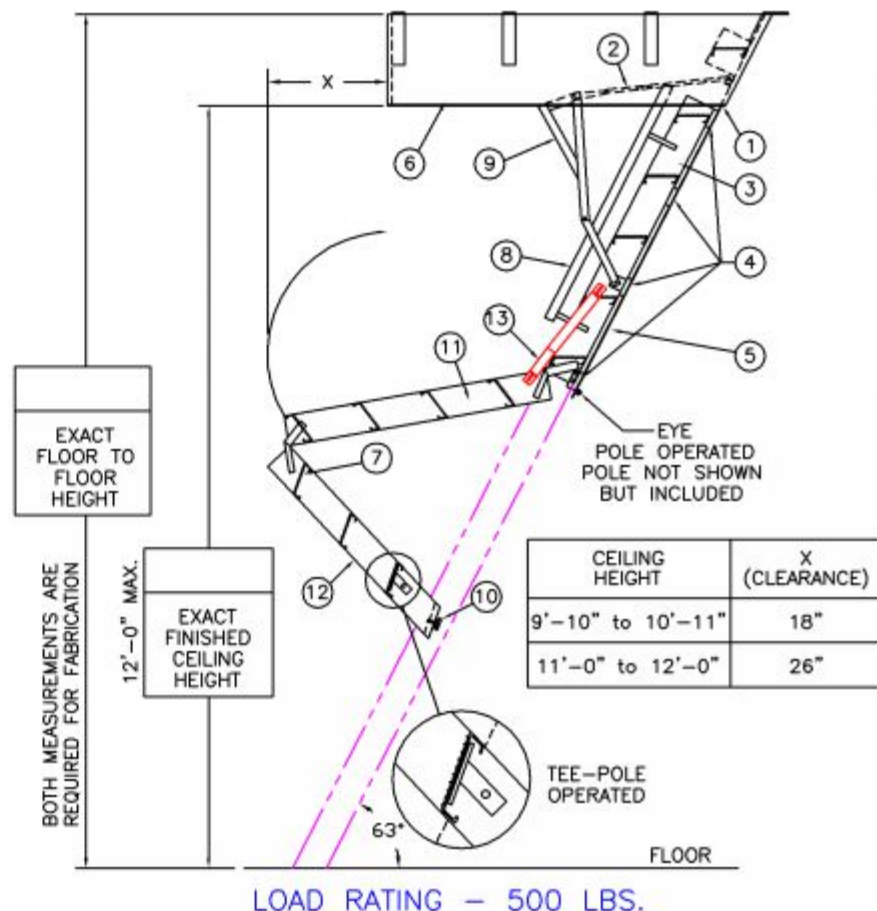
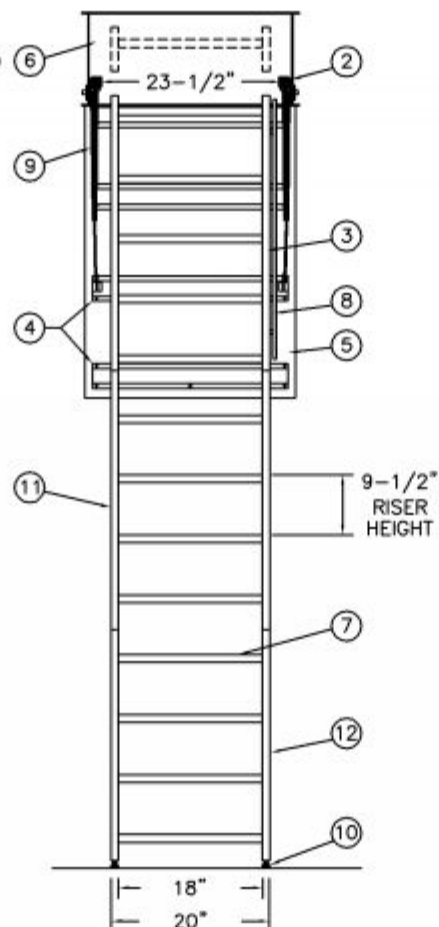


NOTES

DIMENSIONS ON THIS DRAWING PERTAIN ONLY TO CEILING
HEIGHTS OVER 9'-9".

MANUFACTURER RECOMMENDS THAT 2 PEOPLE OPEN/CLOSE
UNITS INSTALLED IN CEILINGS 11' & OVER.

SHIPS COMPLETELY ASSEMBLED AS ONE UNIT



LADDER LEGEND

- | | |
|---------------------------|------------------------------|
| 1. STEEL PIANO DOOR HINGE | 7. TREAD (SERRATED ALUM.) |
| 2. DOUBLE SPRING ACTION | 8. HANDRAIL RIGHT SIDE ONLY |
| 3. SIDE RUNNER 5" ALUM. | 9. EXTRA HEAVY OPERATING ARM |
| 4. BATTEN 1/8" ALUM. | 10. ADJUSTABLE FOOT |
| 5. DOOR PANEL 1/8" ALUM. | 11. MIDDLE SECTION |
| 6. STEEL ANGLE FRAME | 12. BOTTOM SECTION |
| | 13. FOLD-ASSIST |

NOT TO SCALE

S1144-A-30



Precision Ladders, LLC
P.O. BOX 2279 Morristown, TN 37816-2279
Ph: (423) 586-2265 Fax: (423) 586-2091
www.PrecisionLadders.com

WORK ORDER: ()	DWG. CHECK	ARCHT OR ENG'R	PROJECT	PRECISION REP
	BUILT BY:	PURCHASE ORDER	WORK ORDER	PURCHASER
	CHECKED BY:	DRAWN BY: TMF	DATE: 8/23/21	MODEL# S1
			QTY.	SERIAL#