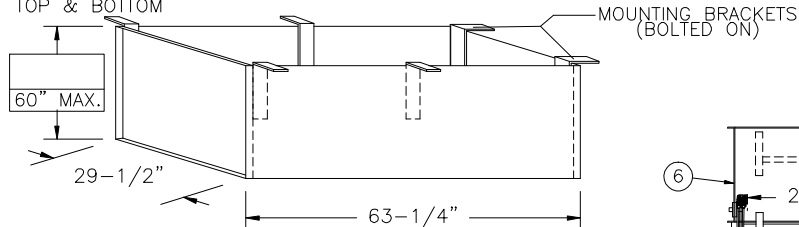


SUPER SIMPLEX DISAPPEARING STAIRWAY WITH NON-RATED ALUMINUM DOOR

(USE THIS DRAWING FOR CEILING HEIGHTS BETWEEN 9'-10" TO 12'-0")

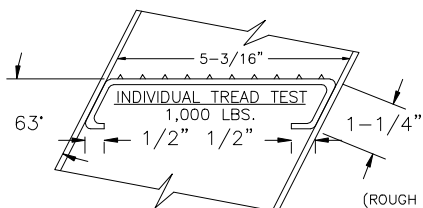
ONE INCH FLANGE
ALL AROUND
TOP & BOTTOM



30" x 64" REQUIRED
ROUGH OPENING IN CEILING

SPECIAL DEEP BOX FRAME

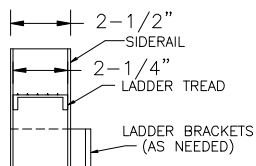
1/8" STEEL, TO CONTAIN ALUMINUM SUPER SIMPLEX
FOLDING STAIRWAY CUT FOR EXACT FINISHED CEILING HEIGHT.
THIS FRAME, WITH FACTORY INSTALLED BUILT-IN TREADS,
PROVIDES STEPS FROM THE DROPPED-CEILING LINE TO
THE UPPER FLOOR.



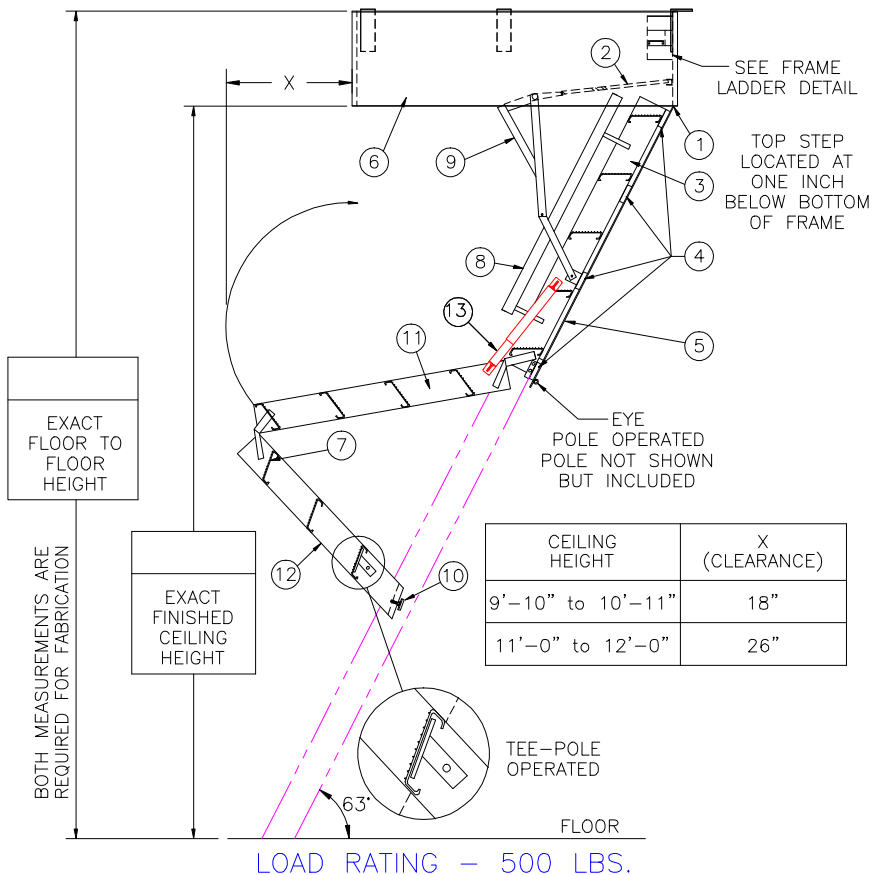
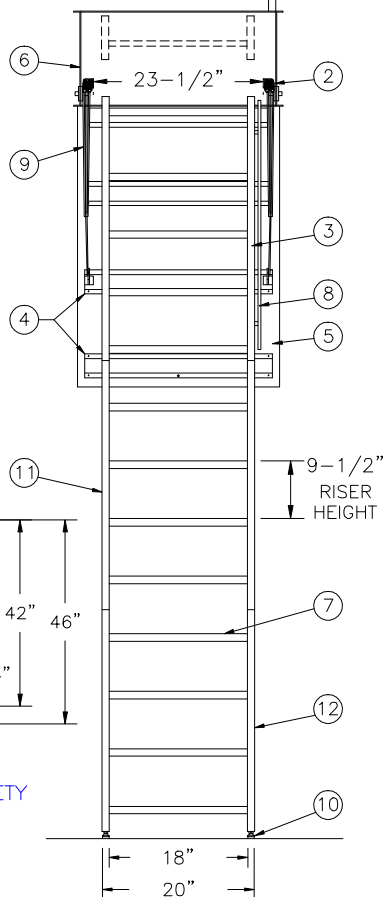
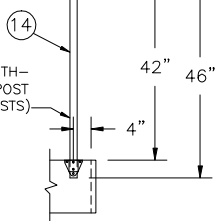
1-1/4" SCH 40
ALUMINUM PIPE
HANDRAILS
(6005-T5)

(ROUGH OPENING WIDTH—
29" AND UNDER: 1 POST
30" AND OVER: 2 POSTS)

FRAME LADDER
DETAIL



BOX FRAME SAFETY
POST DETAIL



CEILING HEIGHT	X (CLEARANCE)
9'-10" to 10'-11"	18"
11'-0" to 12'-0"	26"

NOTES

IF FLOOR ABOVE IS MORE THAN 12" ABOVE CEILING LINE,
63 DEGREE ANGLE FRAME IS RECOMMENDED.

DIMENSIONS ON THIS DRAWING PERTAIN ONLY TO CEILING

SHIPS COMPLETELY ASSEMBLED AS ONE UNIT

LADDER LEGEND

1. STEEL PIANO DOOR HINGE
2. DOUBLE SPRING ACTION
3. SIDE RUNNER 5" ALUM.
4. BATTEN 1/8" ALUM.
5. INSULATED STEEL DOOR
6. STEEL BOX FRAME
7. TREAD (SERRATED ALUM.)
8. HANDRAIL RIGHT SIDE ONLY
9. FOLD ASSIST
10. EXTRA HEAVY OPERATING ARM
11. ADJUSTABLE FOOT
12. MIDDLE SECTION
13. BOTTOM SECTION
14. BOX FRAME SAFETY POST

NOT TO SCALE

S1144-BD-30



Precision Ladders, LLC

P.O. BOX 2279 Morristown, TN 37816-2279
Ph: (423) 586-2265 Fax: (423) 586-2091
www.PrecisionLadders.com

WORK ORDER: ()

DWG. CHECK

BUILT BY:

CHECKED BY:

ARCH'T OR ENG'R.

PURCHASE ORDER

DRAWN BY:

TMF

PROJECT

WORK ORDER

DATE

8/19/21

PURCHASER

MODEL#

S1

QTY.

PRECISION REP

SERIAL#