

GEOWEB® CELL SIZES

CELL WIDTH	CELL LENGTH	NOMINAL CELL AREA IN ² (MM ²)	CELL EXPANSION RANGE			
			MINIMUM LENGTH IN (MM)	WIDTH IN (MM)	MAXIMUM LENGTH IN (CM)	WIDTH IN (CM)
20V		44.8 (289)	8.02 (204)	9.2 (234)	9.65 (245)	11.07 (281)
30V		71.3 (460)	10.25 (260)	11.39 (289)	12.39 (315)	13.77 (360)
40V		187.0 (1206)	16.92 (430)	18.01 (457)	20.66 (522)	21.88 (556)

NOTE: ALL DIMENSIONS ARE NOMINAL AND ARE WITHIN MANUFACTURING TOLERANCES

GEOWEB® PRODUCT CODE FORMAT
GWTTVDWLL + MODIFICATIONS

WHERE:
 TT: CELL TYPE - 20, 30 or 40
 V: DESIGNATES V SERIES
 D: CELL DEPTH - 3, 4, 6, 8 or 12"
 WW: SECTION WIDTH 10, 20V; 8 30V & 5 40V
 LL: SECTION CELL LENGTH-18, 21, 25, 29 & 34

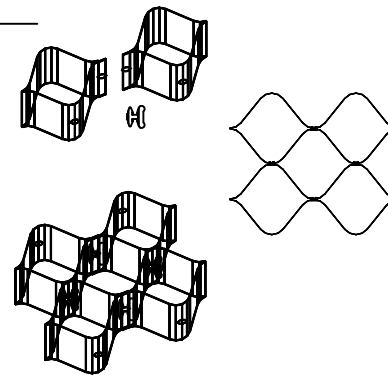
MODIFICATIONS:
 P: PERFORATED STRIP
 S1: SAND COLOR FASCIA STRIP ONLY
 G1: GREEN COLOR FASCIA STRIP ONLY
 T: INTEGRAL I-SLOT

EXAMPLE:
 GW30V61029PT
 30V CELL TYPE, 6" DEPTH, 10 CELLS WIDE, 29
 CELLS LONG, PERFORATED STRIP WITH I-SLOTS

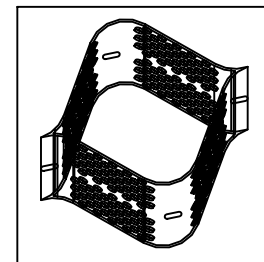
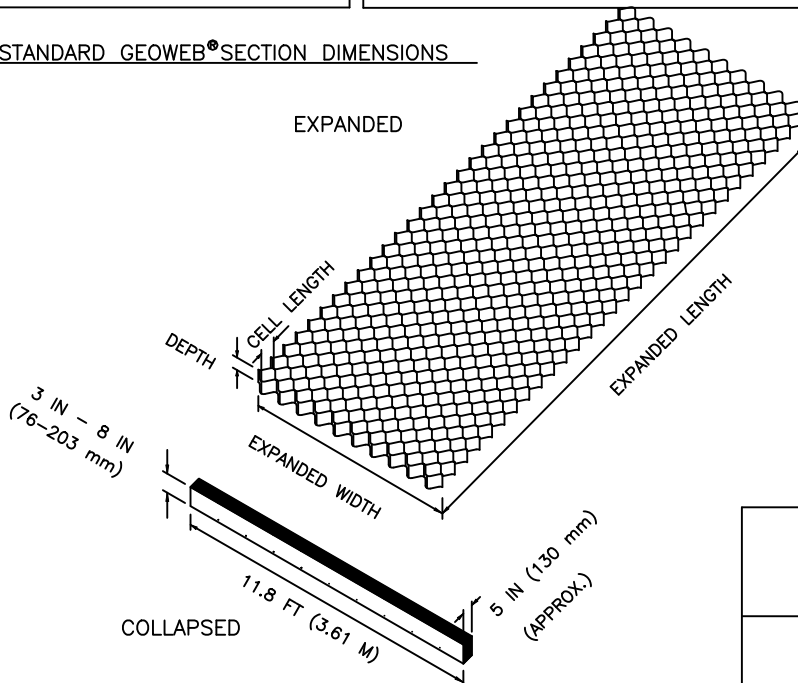
ATRA® KEY CONNECTION DETAILS

GEOWEB CONNECTION NOTES:

1. THE TOP EDGES OF ADJACENT CELL WALLS SHALL BE FLUSH WHEN CONNECTING.
2. ALIGN THE I-SLOTS FOR INTERLEAF AND END TO END CONNECTIONS.
3. THE GEOWEB PANELS SHALL BE CONNECTED WITH ATRA KEYS AT EACH INTERLEAF AND END TO END CONNECTION.



STANDARD GEOWEB® SECTION DIMENSIONS



ISOMETRIC VIEW OF PERFORATED STRIP WITH I-SLOT

GEOWEB® SECTION SIZES

GW20V - 10 CELLS WIDE

CELLS LONG	MIN EXPANSION		MAX EXPANSION		NOMINAL AREA	
	LENGTH	WIDTH	LENGTH	WIDTH	ft ²	m ²
18	12.0	3.7	9.2	2.8	112	10.4
21	14.0	4.3	16.9	5.1	131	12.1
25	16.7	5.1	20.1	6.1	156	14.5
29	19.4	5.9	23.3	7.1	181	16.8
34	22.7	6.9	27.3	8.3	212	19.7

GW30V - 8 CELLS WIDE

CELLS LONG	MIN EXPANSION		MAX EXPANSION		NOMINAL AREA	
	LENGTH	WIDTH	LENGTH	WIDTH	ft ²	m ²
18	15.4	4.7	9.2	2.8	143	13.3
21	18.0	5.5	21.7	6.6	167	15.5
25	21.4	6.5	25.8	7.9	198	18.4
29	24.8	7.6	30.0	9.1	230	21.4
34	29.1	8.9	35.1	10.7	270	25.0

GW40V - 5 CELLS WIDE

CELLS LONG	MIN EXPANSION		MAX EXPANSION		NOMINAL AREA	
	LENGTH	WIDTH	LENGTH	WIDTH	ft ²	m ²
18	25.4	7.7	9.1	2.8	234	21.7
21	29.6	9.0	36.0	11.0	273	25.3
25	35.2	10.7	42.8	13.1	325	30.2
29	40.9	12.5	49.7	15.1	377	35.0
34	47.9	14.6	58.2	17.8	441	41.0

THIS DRAWING IS COPYRIGHTED AND BASED UPON THE USE OF GENUINE GEOWEB MANUFACTURED BY PRESTO GEOSYSTEMS. ANY USE OF THIS DRAWING FOR ANY PRODUCT OTHER THAN THAT MANUFACTURED BY PRESTO GEOSYSTEMS IS STRICTLY PROHIBITED.

PRESTO® PRODUCTS CO.
 670 NORTH PERKINS STREET
 APPLETON, WI 54914
 920-738-1328
 WWW.PRESTOGEOWEB.COM

GENUINE GEOWEB® SECTION DIMENSIONS

PRESTO®, GEOWEB®, AND ATRA® ARE REGISTERED TRADEMARKS OF PRESTO PRODUCTS.

DATE	JUNE 2013	FILE NAME	GWGEN1F.DWG
SCALE	NTS	SHEET	1
© 2010 PRESTO GEOSYSTEMS			