
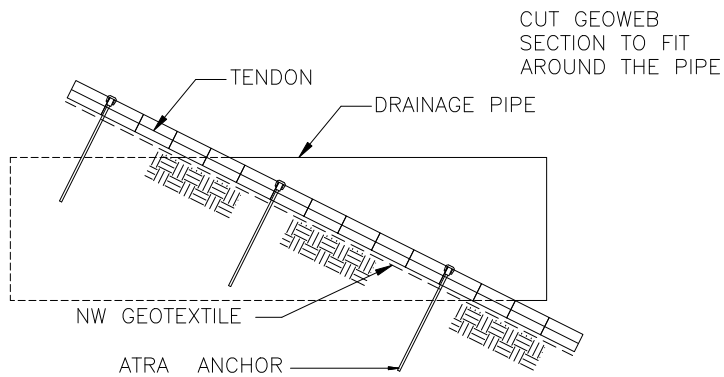


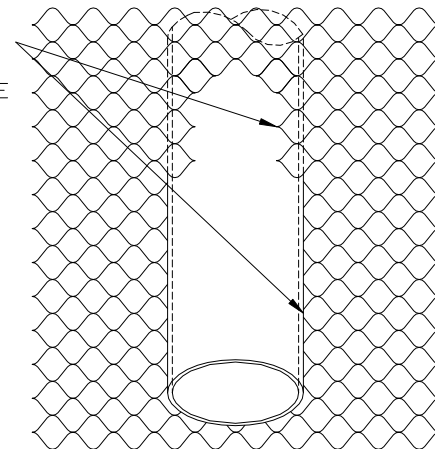
GEOWEB SECTION PLACEMENT AROUND EXISTING DRAIN PIPE ON SLOPE



PIPE THROUGH GEOWEB SECTION

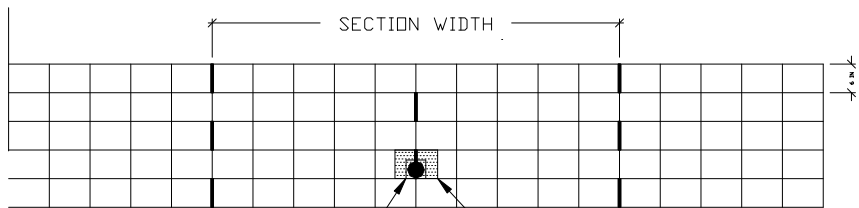


SECTION

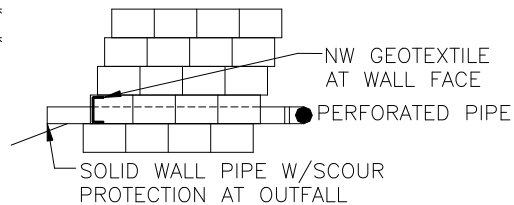


VIEW PERPENDICULAR TO SLOPE

DRAINAGE THROUGH GEOWEB RETAINING WALL

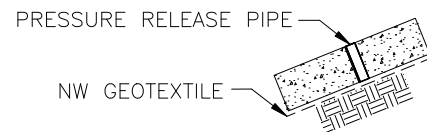


PROFILE



CROSS-SECTION

PRESSURE RELIEF HOLES FOR CONCRETE FILLED GEOWEB

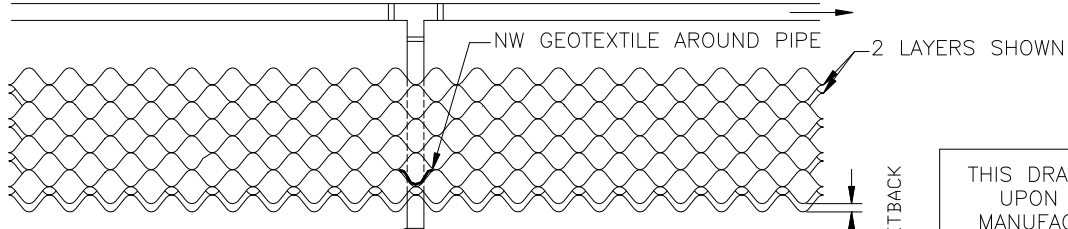


SECTION



PLAN VIEW

SPEC'D PERFORATED PIPE WRAPPED IN GEOTEXTILE @ MIN 2% SLOPE



PLAN

SOLID WALL PVC PIPE THROUGH WALL AS SPEC'D. (MAX 50 FT CENTERS RECOMMENDED)

PRESTO PRODUCTS CO.
670 NORTH PERKINS STREET
APPLETON, WI 54914
920-738-1328
WWW.PRESTOGEOWEB.COM

**GENUINE GEOWEB
DRAINAGE DETAILS**

PRESTO, GEOWEB, AND ATRA ARE REGISTERED TRADEMARKS OF PRESTO PRODUCTS.

DATE	JUNE 2013	FILE NAME	GWGEN4F.DWG
SCALE	NTS	SHEET	1

© 2010 PRESTO GEOSYSTEMS

THIS DRAWING IS COPYRIGHTED AND BASED UPON THE USE OF GENUINE GEOWEB MANUFACTURED BY PRESTO GEOSYSTEMS. ANY USE OF THIS DRAWING FOR ANY PRODUCT OTHER THAN THAT MANUFACTURED BY PRESTO GEOSYSTEMS IS STRICTLY PROHIBITED.