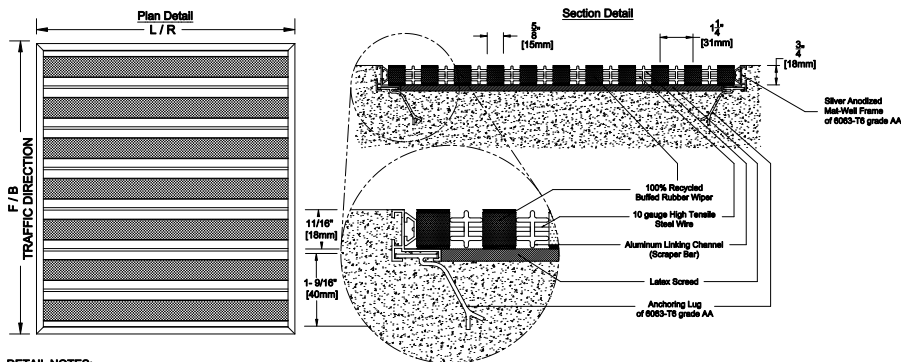


LEVEL BASE FRAME INSTALLATION

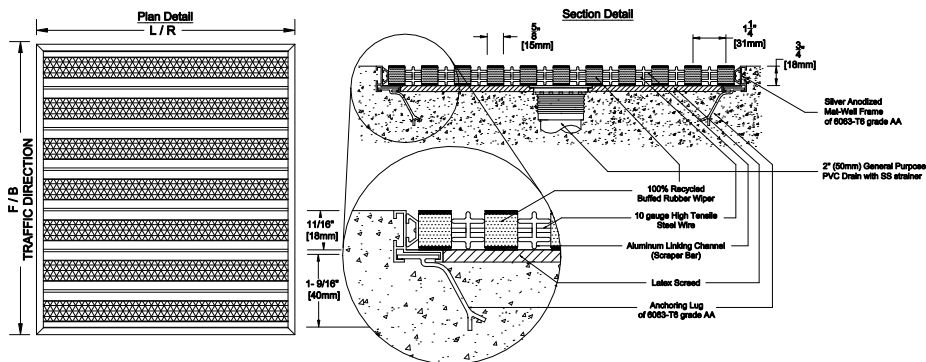


DETAIL NOTES:

- 1 - Mat Wipers must run perpendicular to traffic direction.
- 2 - Wipers are available in Grey(GY), Black(BK), Brown(BN) Cognac(CG), Red(RD), Blue(BL), Green(GN).
- 3 - Mat-Well frames available upon request.
- 4 - Installation to be completed in accordance with manufacturer's specifications.
- 5 - All Dimensions are considered true and reflect manufacturer's specifications.
- 6 - Do not scale drawing.
- 7 - Maximum single grid size not to exceed 6.5'(2000mm) left to right X 2'(610mm) front to back.
- 8 - Weight 37 lbs per Square Meter.
- 9 - Max static load 2000 lbs per sq.ft.
- 10 - Dynamic load 2000 lbs (two wheels of 3"(80mm).
- 11 - All surfaces in contact with masonry are to receive a coat of Zinc Chromate Premier.

PROJECT:	MATTING CODE :	DRAWN BY :
CONSULTANT:	OFFER NO:	CHECKED BY :
INTERIOR DESIGN:		SCALE : NTS

LEVEL BASE FRAME WITH DRAIN INSTALLATION

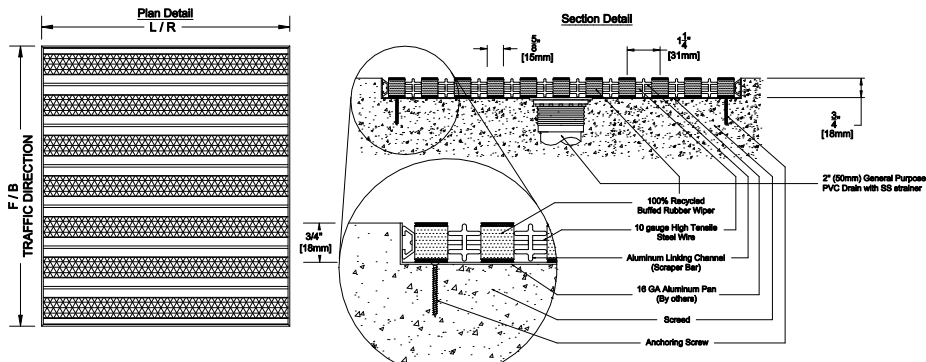


DETAIL NOTES:

- 1 - Mat Wipers must run perpendicular to traffic direction.
- 2 - Wipers are available in Grey(GY), Black(BK), Brown(BN) Cognac(CG), Red(RD), Blue(BL), Green(GN).
- 3 - Mat-Well frames available upon request.
- 4 - Installation to be completed in accordance with manufacturer's specifications.
- 5 - All Dimensions are considered true and reflect manufacturer's specifications.
- 6 - Do not scale drawing.
- 7 - Maximum single grid size not to exceed 6.5'(2000mm) left to right X 2'(610mm) front to back.
- 8 - Weight 37 lbs per Square Meter.
- 9 - Max static load 2000 lbs per sq.ft.
- 10 - Dynamic load 2000 lbs (two wheels of 3"(80mm).
- 11 - All surfaces in contact with masonry are to receive a coat of Zinc Chromate Premier.

PROJECT:	MATTING CODE :	DRAWN BY : SJ
CONSULTANT:	OFFER NO:	CHECKED BY :
INTERIOR DESIGN:		SCALE : NTS

LEVEL BASE FRAME WITH DRAIN AND PAN INSTALLATION



DETAIL NOTES:

- 1 - Mat Wipers must run perpendicular to traffic direction.
- 2 - Wipers are available in Grey(GY), Black(BK), Brown(BN) Cognac(CG), Red(RD), Blue(BL), Green(GN).
- 3 - Mat-Well frames available upon request.
- 4 - Installation to be completed in accordance with manufacturer's specifications.
- 5 - All Dimensions are considered true and reflect manufacturer's specifications.
- 6 - Do not scale drawing.
- 7 - Maximum single grid size not to exceed 6.5'(2000mm) left to right X 2'(610mm) front to back.
- 8 - Weight 37 lbs per Square Meter.
- 9 - Max static load 2000 lbs per sq.ft.
- 10 - Dynamic load 2000 lbs (two wheels of 3"(80mm).
- 11 - All surfaces in contact with masonry are to receive a coat of Zinc Chromate Premier.

PROJECT:	MATTING CODE :	DRAWN BY : SJ
CONSULTANT:	OFFER NO:	CHECKED BY :
INTERIOR DESIGN:		SCALE : NTS