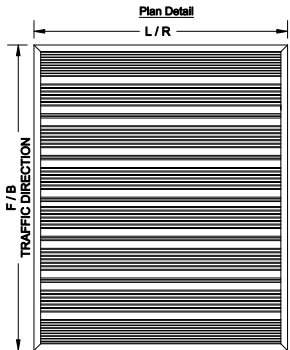
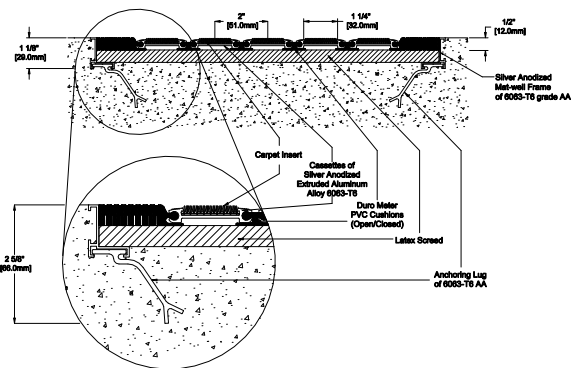


LEVEL BASE FRAME INSTALLATION



Section Detail




DETAIL NOTES:

- 1 - Mat Wipers must run perpendicular to traffic direction.
- 2 - Wipers are available in Black colour only.
- 3 - Mat-Well frames available upon request.
- 4 - Installation to be completed in accordance with manufacturer's specifications.
- 5 - All Dimensions are considered true and reflect manufacturer's specifications.
- 6 - Do not scale drawing.
- 7 - Maximum single grid size not to exceed 16.4'(5000mm)left to right X 6.56'(2000mm) front to back.
- 8 - Weight 25.24 lbs per Square Meter.
- 9 - All surfaces in contact with masonry are to receive a coat of Zinc Chromate Premier.
- 10 - Bigger grids be created on site by Interconnecting small mats.
- 11 - Please specify open / closed construction.

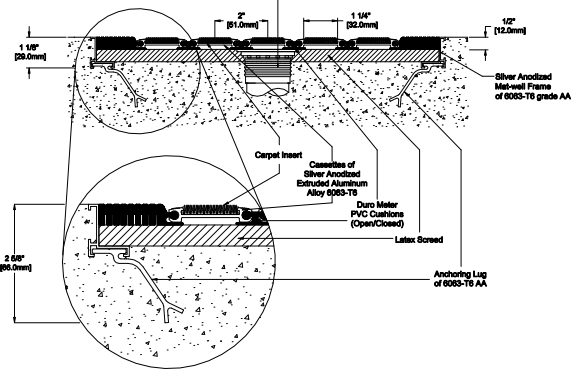
PROJECT:	MATTING CODE :	DRAWN BY : SJ
CONSULTANT:	OFFER NO:	CHECKED BY :
INTERIOR DESIGN:		SCALE : NTS

PROSPEC SPECIALTIES
 3601 HIGHWAY 7, SUITE 400
 MARKHAM ON L3R 0M3, CANADA

LEVEL BASE FRAME WITH DRAIN INSTALLATION



Section Detail



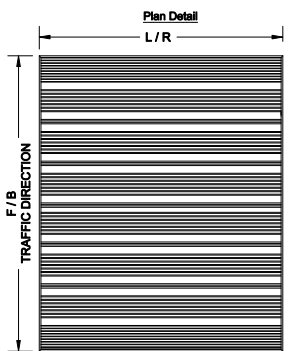
DETAIL NOTES:

- 1 - Mat Wipers must run perpendicular to traffic direction.
- 2 - Wipers are available in Black colour only.
- 3 - Mat-Well frames available upon request.
- 4 - Installation to be completed in accordance with manufacturer's specifications.
- 5 - All Dimensions are considered true and reflect manufacturer's specifications.
- 6 - Do not scale drawing.
- 7 - Maximum single grid size not to exceed 16.4'(5000mm)left to right X 6.56'(2000mm) front to back.
- 8 - Weight 25.24 lbs per Square Meter.
- 9 - All surfaces in contact with masonry are to receive a coat of Zinc Chromate Premier.
- 10 - Bigger grids be created on site by Interconnecting small mats.
- 11 - Please specify open / closed construction.

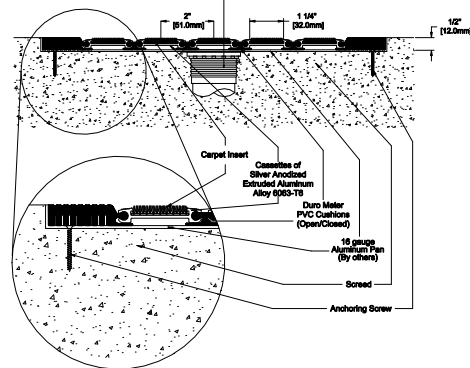
PROJECT:	MATTING CODE :	DRAWN BY : SJ
CONSULTANT:	OFFER NO:	CHECKED BY :
INTERIOR DESIGN:		SCALE : NTS

PROSPEC SPECIALTIES
 3601 HIGHWAY 7, SUITE 400
 MARKHAM ON L3R 0M3, CANADA

LEVEL BASE FRAME WITH DRAIN AND PAN INSTALLATION



Section Detail



DETAIL NOTES:

- 1 - Mat Wipers must run perpendicular to traffic direction.
- 2 - Wipers are available in Black colour only.
- 3 - Mat-Well frames available upon request.
- 4 - Installation to be completed in accordance with manufacturer's specifications.
- 5 - All Dimensions are considered true and reflect manufacturer's specifications.
- 6 - Do not scale drawing.
- 7 - Maximum single grid size not to exceed 16.4'(5000mm)left to right X 6.56'(2000mm) front to back.
- 8 - Weight 25.24 lbs per Square Meter.
- 9 - All surfaces in contact with masonry are to receive a coat of Zinc Chromate Premier.
- 10 - Bigger grids be created on site by Interconnecting small mats.
- 11 - Please specify open / closed construction.

PROJECT:	MATTING CODE :	DRAWN BY : SJ
CONSULTANT:	OFFER NO:	CHECKED BY :
INTERIOR DESIGN:		SCALE : NTS

PROSPEC SPECIALTIES
 3601 HIGHWAY 7, SUITE 400
 MARKHAM ON L3R 0M3, CANADA