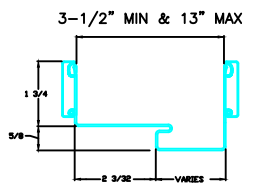
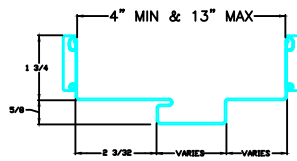


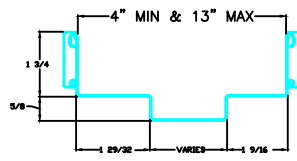
DUNBARTON REDIFRAME SECTIONS WITH STANDARD STEEL CASING
 WALL SIZES ARE DONE IN 1/8" INCREMENTS ONLY
 THESE FRAMES CAN BE SUPPLIED IN 20GA, & 18GA IN BOTH CRS & GALVANIZED



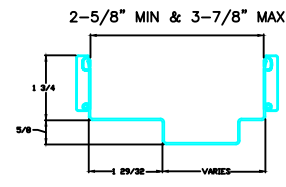
KERF SINGLE RABBET REDIFRAME



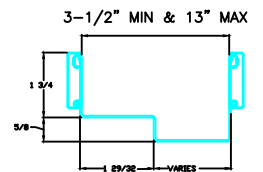
KERF REDIFRAME



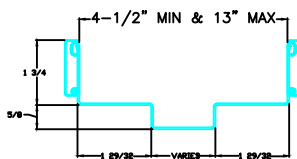
STANDARD 1 3/4 - 1 3/8 REDIFRAME



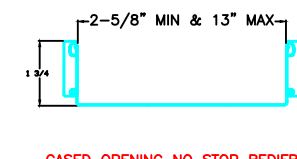
1 3/4 FRAME



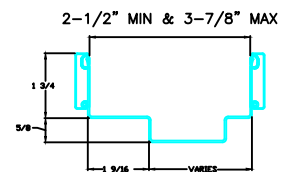
1 3/4 SINGLE RABBET REDIFRAME



1 3/4 - 1 3/4
 COMMUNICATING EQUAL RABBET REDIFRAME



CASED OPENING NO STOP REDIFRAME



1 3/8 FRAME

