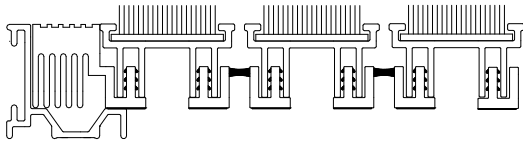


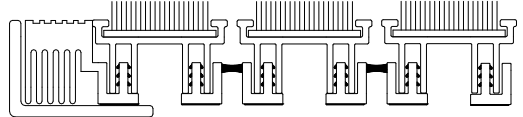
438 Perfect 3/4" Roll-up Grate with Polypropylene Brush Inserts

Frame Options:

448 aluminum recessed

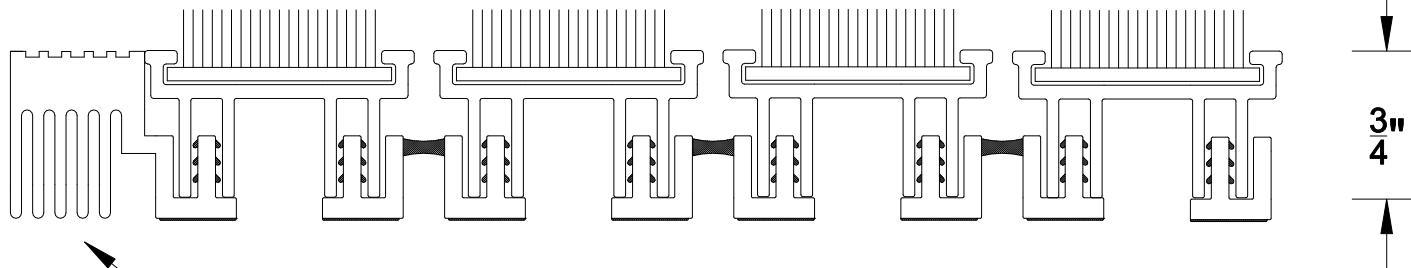
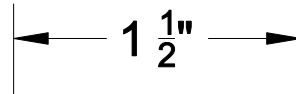


450 aluminum recessed



Features:

- Combines the rugged benefits of a grate with the easy maintenance of a mat
- Lifts and rolls up for easy maintenance
- Durable polypropylene brush inserts, perfect for harsh elements
- Weather-resistant thermoplastic hinge/footpad remains flexible down to -30° F
- 1,000 lbs./wheel rolling load weight capacity
- 6063 T-5 extruded aluminum rails



Vinyl filler ($\frac{3}{4}$ " per side)

Finishes:

- Aluminum rails and frames available in mill (standard), clear anodized, dark bronze anodized, and black anodized
- Hinge/footpad: Black
- Brush inserts: Gray, jet black, and brown (samples available on request)



Project:

Customer:

Architect: