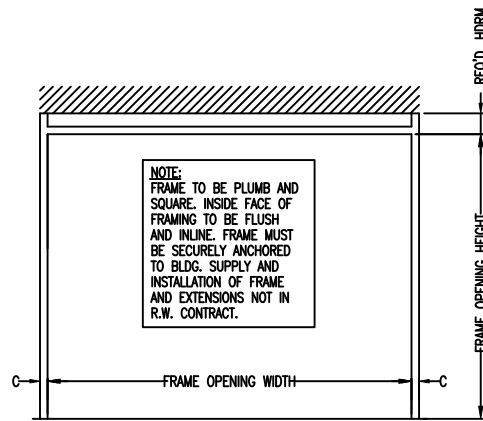
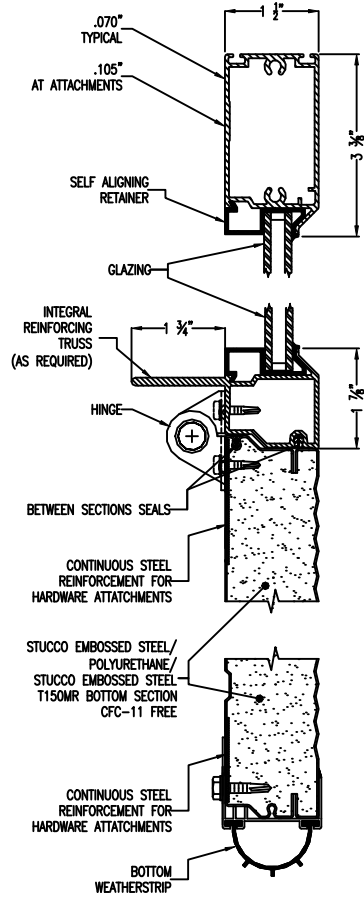
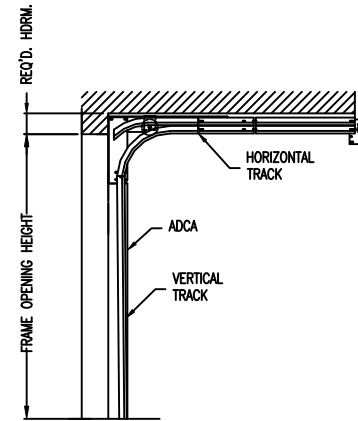


ISSUE NO.	REV. LET.	ISSUES OR REVISIONS	DATE	BY	APP.
1					

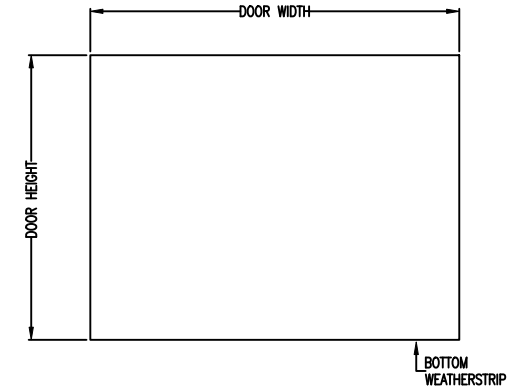


NOTE:  
FRAME TO BE PLUMB AND SQUARE. INSIDE FACE OF FRAMING TO BE FLUSH AND IN LINE. FRAME MUST BE SECURELY ANCHORED TO BLDG. SUPPLY AND INSTALLATION OF FRAME AND EXTENSIONS NOT IN R.W. CONTRACT.

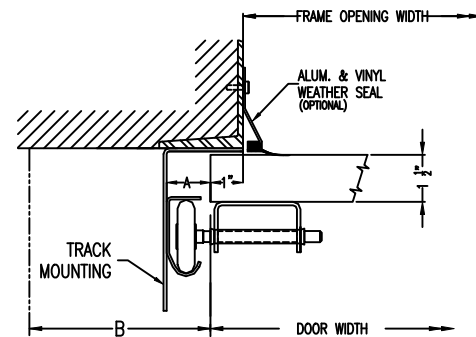
INTERIOR ELEVATION OF FRAMING BY OTHERS



CROSS SECTION



EXTERIOR ELEVATION



STEEL JAMB DETAILS

DOOR WIDTH	
DOOR HEIGHT	
FRAME OPENING WIDTH	
FRAME OPENING HEIGHT	
HEADROOM REQ'D.	
TRACK MOUNTING	<input type="checkbox"/> ADCA <input type="checkbox"/> BRACKET

ADCA	A	B	C
2"	1 1/2"	3 1/2"	2 1/2"
3"	2"	4"	3"
VERTICAL TRACK			
HORIZONTAL TRACK			
LITES			

TRUSSING	WIND LOAD
OPTIONS	

TITLE ALUMATITE A150T DOOR C/W \_\_\_" LOW HEADROOM REAR MOUNT HARDWARE

CLIENT

SETS REQUIRED TAG

CLIENT'S ORDER NO. R-W ORDER NO.

Richards-Wilcox CANADA INC. TORONTO, ONTARIO	DRAWN		SCALE	NTS
	CHECKED		DRAWING NO.	
	APPROVED		SHEET NO.	