
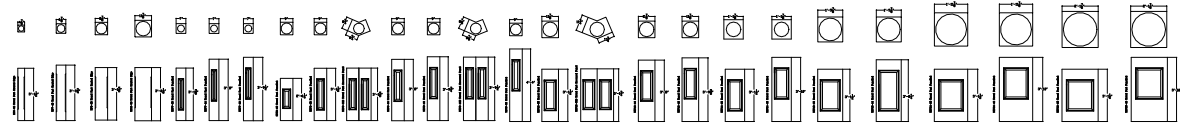


RoyalStone Synthetic Stone, RoyalCast Fiberglass,
 RoyalGFRC G.F.R.C., & RoyalCrete Cast Stone
 6-13/16" to 7-1/2" Wide Balustrade Systems
 Manufactured By Royal Corinthian
 603 Fenton Lane ~ West Chicago, IL 60185
 T. 888-265-8661 F. 888-344-2937
www.royalcorinthian.com royalcor@royalcorinthian.com

Available Balusters

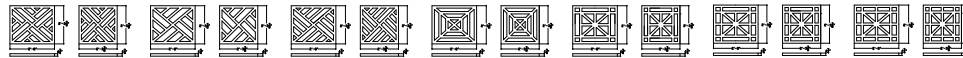


Available Newel Posts or Pedestals



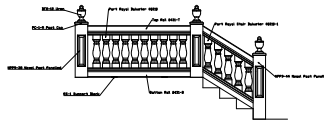
* All paneled posts are available plain with no panels or a combination of plain and paneled

Available Chippendale Panels & Gates

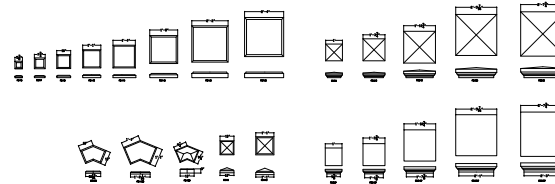


- * Chippendale panels and gates are structural and adhere to 4" sphere spacing requirements
- * Panels will work with all railings manufactured by Royal Corinthian and can be used with any combination of balusters
- * Available in any size and style imaginable not only those shown here; customization is fairly inexpensive
- * Panels made to pitch for stair applications are available

Sample Elevation



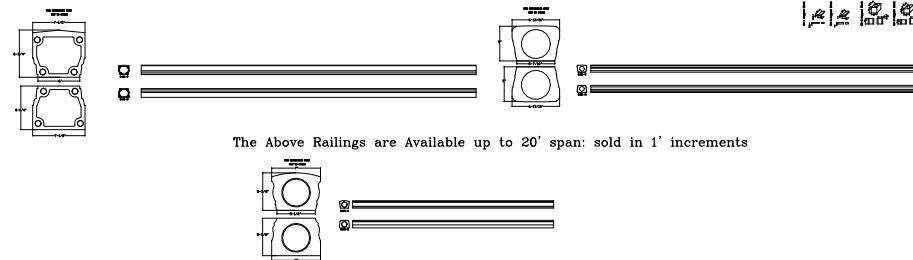
Available Post Caps



Decorative Accents



Available Rail Types



The Above Railings are Available up to 20' span: sold in 1' increments

The Above Railings are Available up to 12' span: sold in 1' increments

Support Blocks



These are standard balustrades, newel posts, and rails offered by Royal Corinthian. All of our balusters and newel posts can be made shorter or taller by a simple adjustment to our existing molds so feel free to adjust our standard products. In addition, we add new balustrades on a monthly basis that may not be shown in this AutoCAD file. Most of our products at some point were a custom made item. We welcome custom designs and historic restoration / replication projects. Our in-house mold making department allows for custom projects to be fairly inexpensive. Any listed weights are for RoyalStone/RoyalCast.