

V1504 TOP VIEW TYPE-2

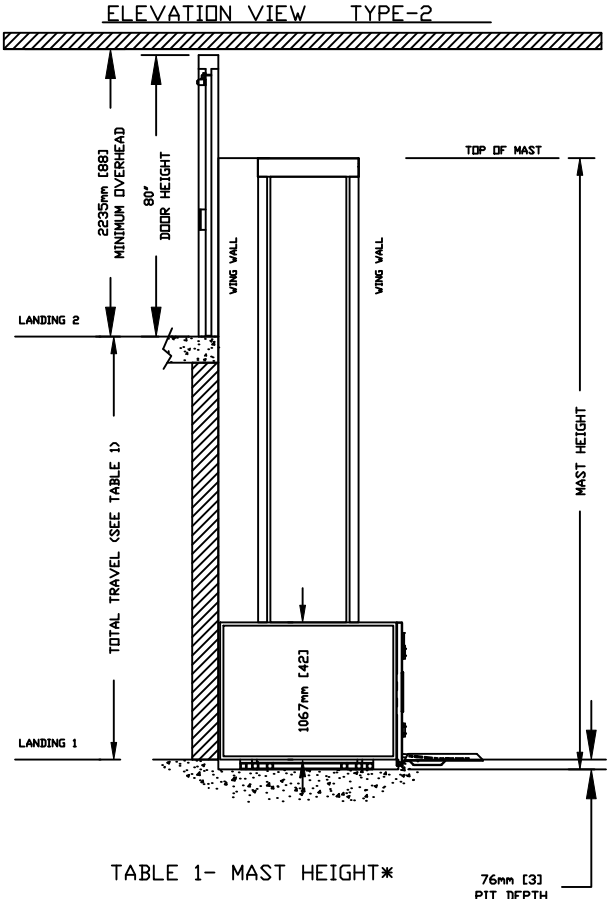
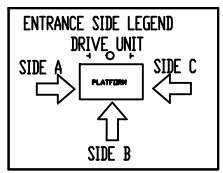


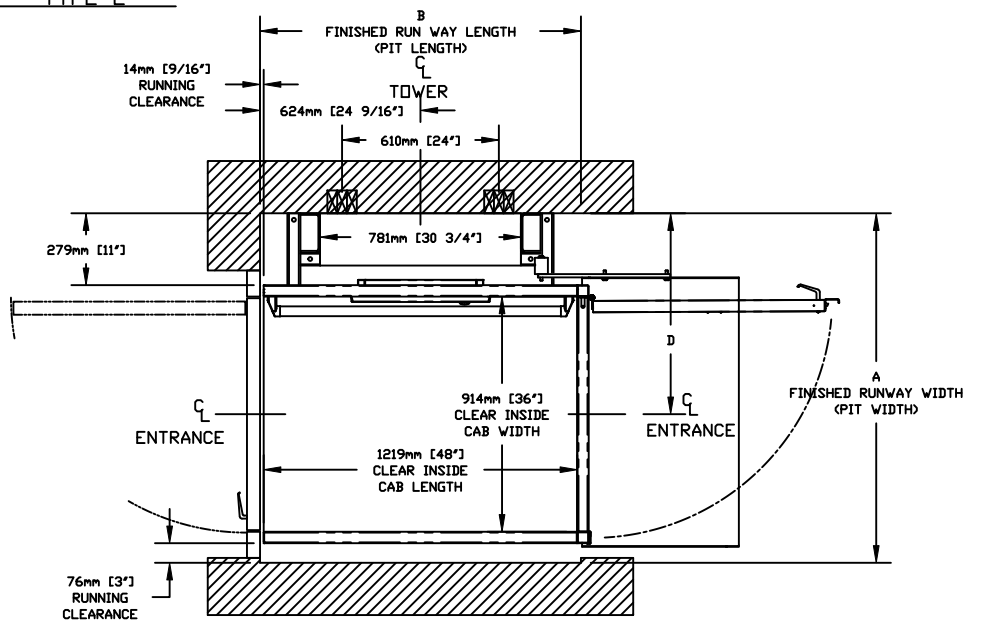
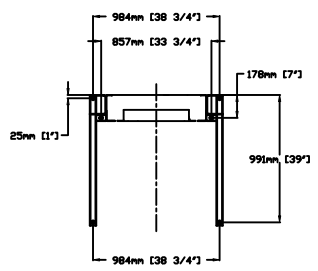
TABLE 1- MAST HEIGHT*

| Max. Travel mm (Inches) | Extension Height mm (Inches) | | | | | Mast Height with 4.188" CAP | |
|----------------------------|---------------------------------|------------|------------|-----------|-----------|--------------------------------|---------|
| | 2388 (94") | 1778 (70") | 1168 (46") | 559 (22") | 254 (10") | mm | Inches |
| 1219 (48") | 1 | | | | 1 | 2748 | 108.188 |
| 1524 (60") | 1 | | | 1 | | 3053 | 120.188 |
| 1829 (72") | 1 | | 1 | | | 3662 | 144.188 |
| 2438 (96") | 1 | 1 | | | | 4272 | 168.188 |
| 2743 (108") | 1 | 1 | | | | 4272 | 168.188 |
| 3048 (120") | 2 | | | | | 4882 | 192.188 |
| 3658 (144") | 2 | | | 1 | | 5440 | 214.188 |
| 4267 (168") | 2 | | 1 | | | 6050 | 238.188 |
| 4877 (192") | 2 | 1 | | | | 6660 | 262.188 |
| 5486 (216") | 3 | | | | | 7269 | 286.188 |
| 6096 (240") | 3 | | | 1 | | 7828 | 308.188 |
| 6706 (264") | 3 | | 1 | | | 8438 | 332.188 |
| 7010 (276") | 3 | | 1 | | 1 | 8692 | 342.188 |

*EXAMPLE TABLE WITH 3" PIT, DIMENSIONS VARY WITH TRAVEL



ANCHOR POINTS



FORCES

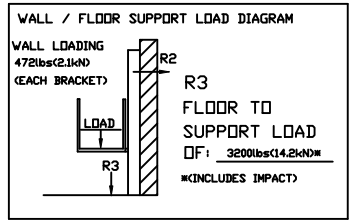
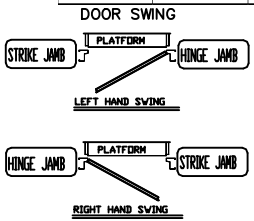


TABLE 2- HOISTWAY DIMENSION

| CLEAR INSIDE CAB WIDTH | | CLEAR INSIDE CAB LENGTH | | FINISHED RUNWAY WIDTH | | FINISHED RUNWAY LENGTH | | TOWER CENTER LINE | | DOOR CENTER LINE (IN CASE OF 3E. DOOR) | |
|------------------------|--------|-------------------------|--------|-----------------------|--------|------------------------|--------|-------------------|--------|--|--------|
| mm | Inches | mm | Inches | mm | Inches | mm | Inches | mm | Inches | mm | Inches |
| 814 | 32 | 1518 | 59 | 1328 | 52 1/4 | 1114 | 43 7/8 | 854 | 33 5/8 | 381 | 15 1/8 |
| 814 | 32 | 1315 | 51 3/4 | 1328 | 52 1/4 | 1114 | 43 7/8 | 1000 | 39 3/8 | 381 | 15 1/8 |
| 814 | 32 | 1254 | 49 3/8 | 1328 | 52 1/4 | 1114 | 43 7/8 | 1114 | 43 7/8 | 381 | 15 1/8 |



THE INFORMATION DISCLOSED HEREIN IS THE EXCLUSIVE PROPERTY OF

AND MAY NOT BE USED BY OTHERS WITHOUT PRIOR WRITTEN CONSENT

TITLE: V1504 TYPE - 2

CUSTOMER: _____

PROJECT: _____

LOCATION: _____

DATE: 11/12/2009

SCALE: 1:1

DRAFTER: PHILLIP TRAN

DRAWING NO: V1504 2010 PF gate

REVISION: 000

08/24/2009

SHEET 1 OF 1