

TABLE 1- MAST HEIGHT*

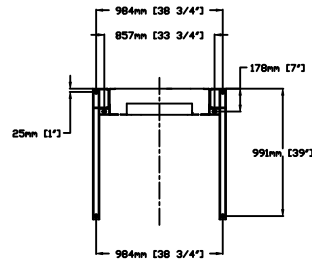
Max. Travel mm (Inches)	Extension Height mm (Inches)				Mast Height with 4.188" CAP	
	2388 (94")	1778 (70")	1168 (46")	559 (22")	254 (10")	
1219 (48")	1				1	2748 108.188
1524 (60")	1			1		3053 120.188
1829 (72")	1		1			3662 144.188
2438 (96")	1	1				4272 168.188
2743 (108")	1	1				4272 168.188
3048 (120")	2					4882 192.188
3658 (144")	2			1		5440 214.188
4267 (168")	2		1			6050 238.188
4877 (192")	2	1				6660 262.188
5486 (216")	3					7269 286.188
6096 (240")	3			1		7828 308.188
6706 (264")	3			1		8438 332.188
7010 (276")	3		1		1	8692 342.188

*EXAMPLE TABLE WITH 3" PIT, DIMENSIONS VARY WITH TRAVEL

V1504

TOP VIEW TYPE-4; 36" OPEN B WALL

ANCHOR POINTS



FORCES

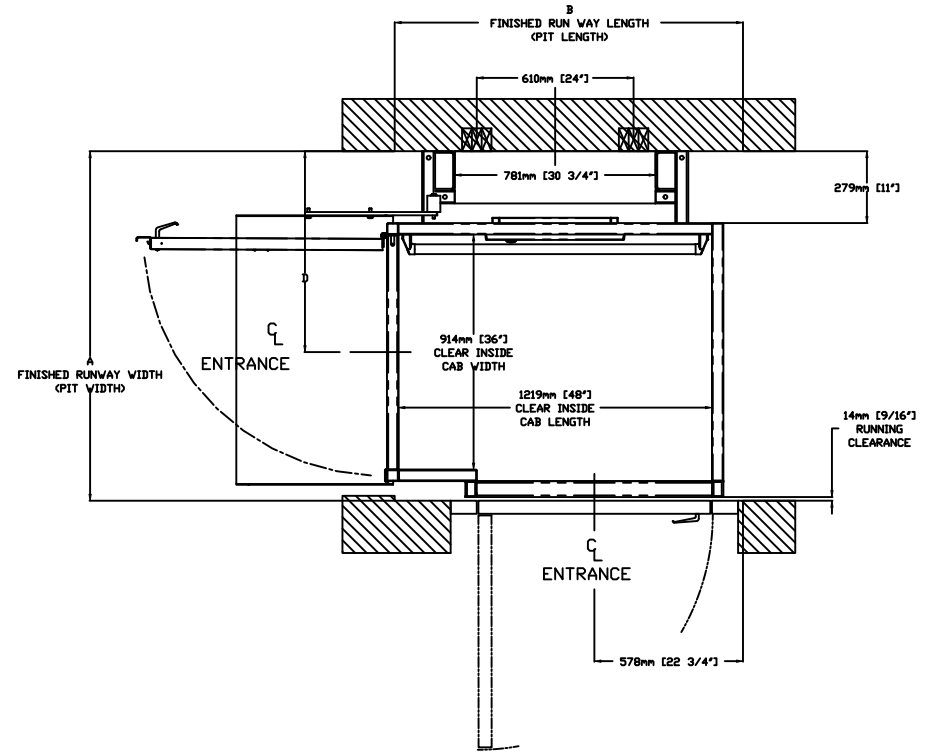
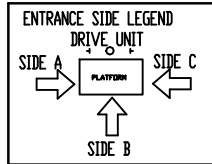
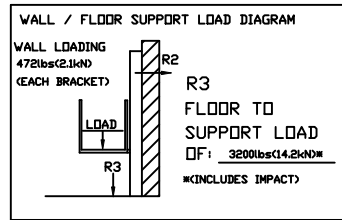
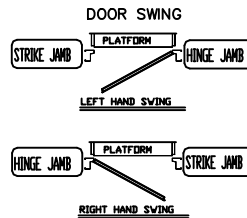


TABLE 2- HOISTWAY DIMENSION

CLEAR INSIDE CAB WIDTH		CLEAR INSIDE CAB LENGTH		A FINISHED RUNWAY WIDTH		B FINISHED RUNWAY LENGTH		C TOWER CENTER LINE		D DOOR CENTER LINE (IN CASE OF 36" DOOR)	
mm	Inches	mm	Inches	mm	Inches	mm	Inches	mm	Inches	mm	Inches
914	36	1219	48	1359	53 1/2	N/A	N/A	N/A	N/A	781	30 3/4
914	36	1372	54	1359	53 1/2	N/A	N/A	N/A	N/A	781	30 3/4
914	36	1524	60	1359	53 1/2	N/A	N/A	N/A	N/A	781	30 3/4



<small>THE INFORMATION DISCLOSED HEREIN IS THE EXCLUSIVE PROPERTY OF</small> <small>AND MAY NOT BE USED BY OTHERS WITHOUT PRIOR WRITTEN CONSENT</small>	CUSTOMER:	DATE: 11/12/2009	REVISION: 000
	PROJECT:	SCALE: 1:1	08/24/2009
TITLE: V1504 TYPE -4	LOCATION:	DRAFTER: PHILLIP TRAN	SHEET 1 OF 1
		DRAWING NO: V1504 2010 PF gate	