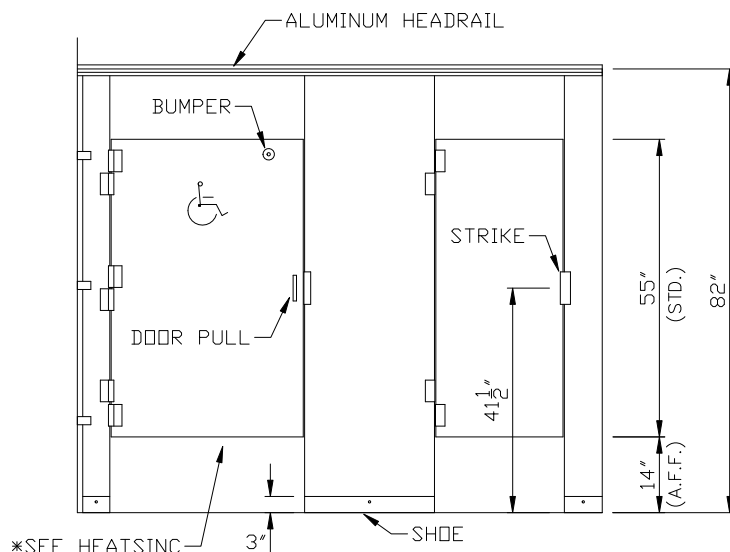


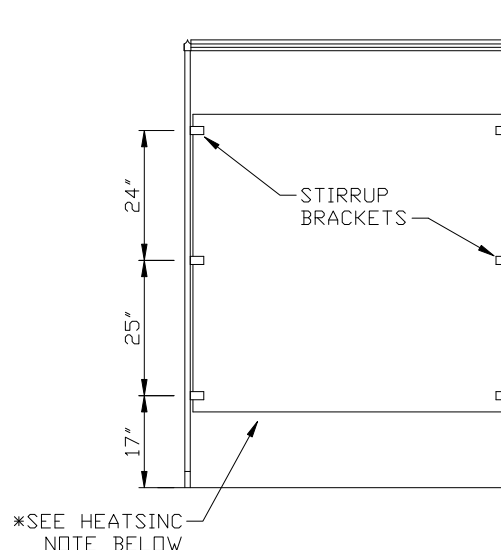
Plan Elevation

WALL FASTENERS ARE AVAILABLE AS (1½" STANDARD) OR (2½" OPTIONAL).
 **ACTUAL PART DESIGN MAY DIFFER FROM THE DRAWING ABOVE.



Front Elevation

*SEE HEATSINC
NOTE BELOW



Side Elevation

*SEE HEATSINC
NOTE BELOW

C:\DOCUMENT~1\mmoraski\LOCALS~1\Temp\A\$C73E32FA4.dib

STANDARD ELEVATIONS

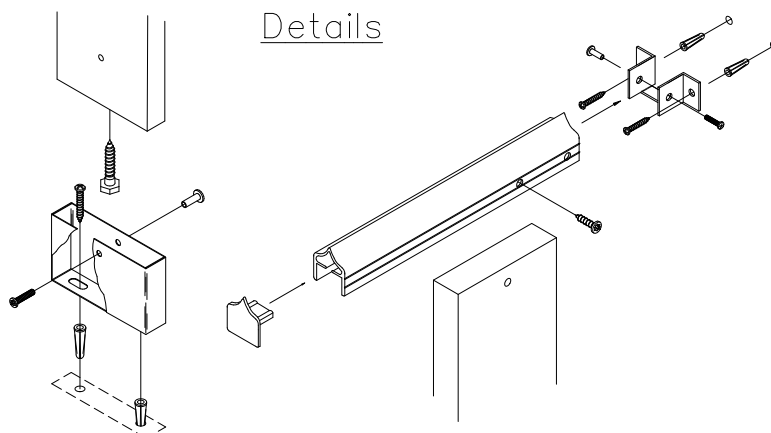
(Drawings are not to scale)

- *Floor Mounted Overhead Braced
- *8" Aluminum Wrap-Around Hinge
- *Stirrup Brackets

Note: "Job-Specific Specifications" for all orders are located on the top of the shop drawing layouts.

* HEATSINC NOTE: Heatsinc is to be placed on the bottom of the panels & doors. (If specified)

Details



Floor Mount

Headrail Brace