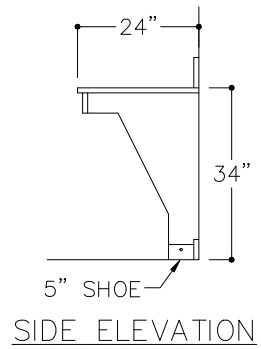
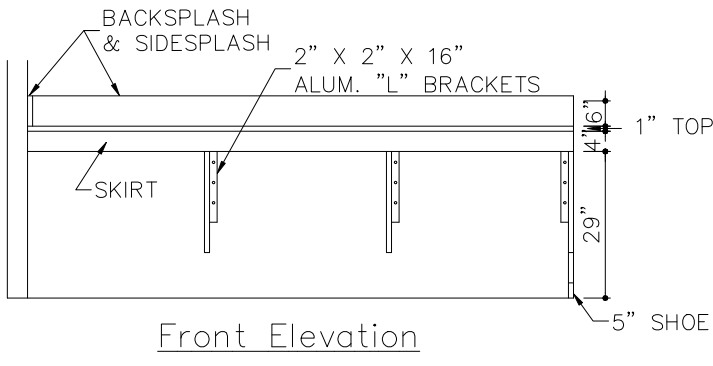
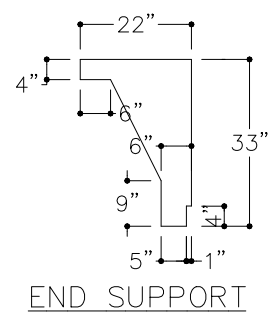
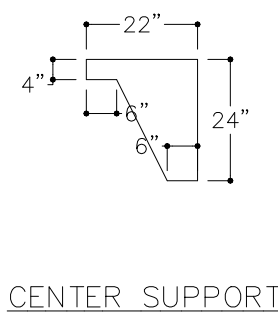
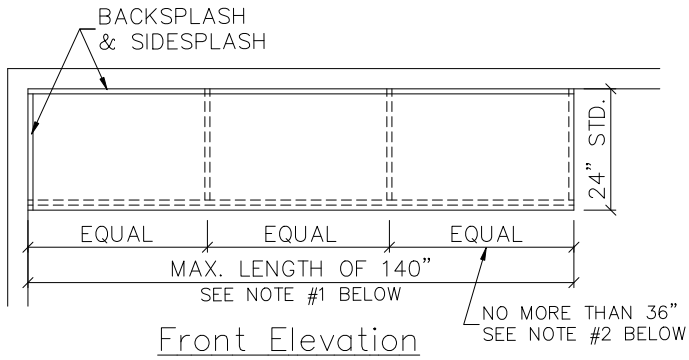


Standard Vanity

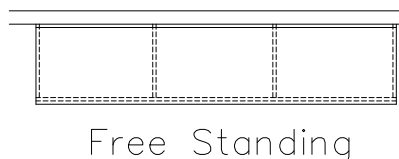
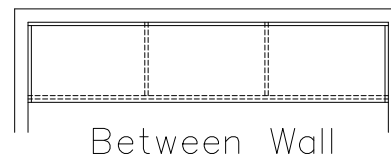
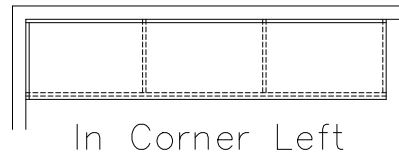
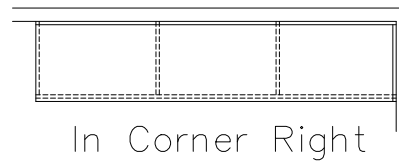


NOTE: ALL VANITIES ARE MADE OUT OF 1" THICK MATERIAL (STD.)

1. IF THE VANITY LENGTH EXCEEDS 140" PLEASE SPECIFY WHERE THE VANITY SHOULD BE SPLIT. IF THE SPLIT LOCATION IS NOT SPECIFIED COMTEC WILL PROVIDE A SPLIT IN THE BEST POSITION TO OUR KNOWLEDGE.

2. COMTEC RECOMMENDS THAT SUPPORTS TO BE SPACED NO GREATER THAN 36" O.C.

Vanity Orientation



C:\DDOCUME~1\mnoraski\LOCALS~1\Temp\A\$C73E32FA4.dib

STANDARD ELEVATIONS

(Drawings are not to scale)

***Vanity Details**

***2" x 2" Aluminum "L" Brackets**

Note: "Job-Specific Specifications" for all orders are located on the top of the shop drawing layouts.

*** HEATSINC NOTE:** Heatsinc is to be placed on the bottom of the panels & doors. (If specified)