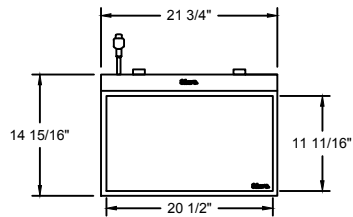
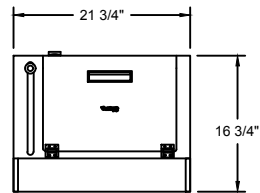


Model SPT300 Big Reach Drawer

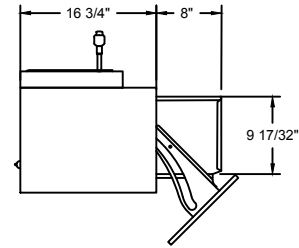
FRONT VIEW



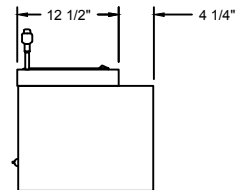
TOP VIEW



SIDE VIEW (OPEN)



SIDE VIEW (CLOSED)



STANDARD TOLERANCES INCHES (EXCEPT AS NOTED)			
DECIMAL	FRACTIONAL	ANGULAR	
±0.1	±1/16"	±2°	
Shure. Shure Manufacturing Corporation 1807 West Main Street Washington, Missouri 63090 U.S.A. <small>This drawing is and includes information proprietary to Shure Manufacturing Corporation. All use is prohibited except by written contract.</small>			
DRAWN BY: SM 02-17-17		DRAWING NO. SPT300_LINE	