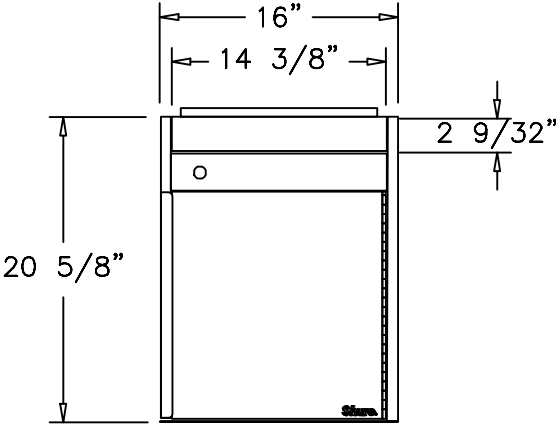
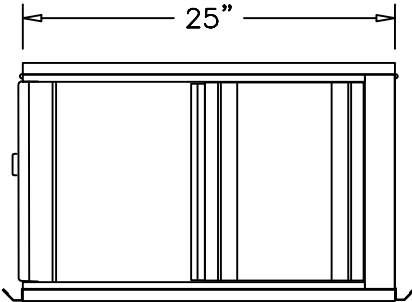


# Model SPT355 DP-20 16" x 20 5/8" x 25"

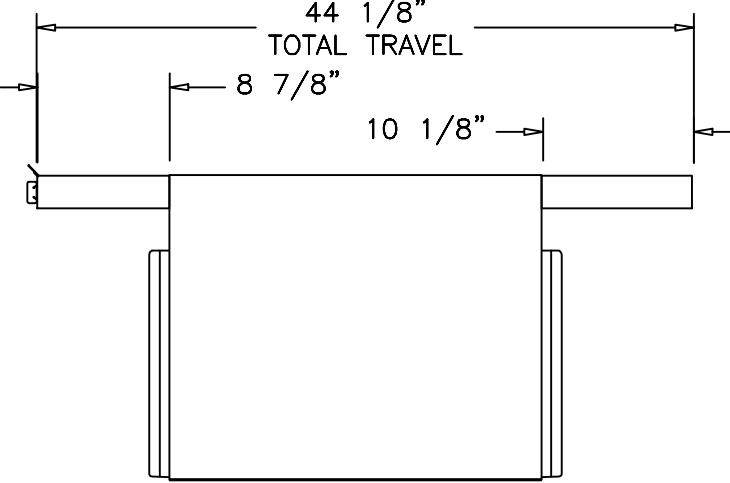
FRONT VIEW



TOP VIEW



SIDE VIEW



| STANDARD TOLERANCES INCHES<br>(EXCEPT AS NOTED)   |            |                            |
|---|------------|----------------------------|
| DECIMAL   | FRACTIONAL | ANGULAR                    |
| ±0.1  | ±1/16"     | ±2'                        |
| Shure Manufacturing Corporation<br>1901 West Main Street<br>Washington, Missouri 63090 U.S.A.   |            |                            |
| This drawing is and includes information proprietary to Shure Manufacturing Corporation. All use is prohibited except by written consent. |            |                            |
| DRAWN BY:<br>SM 02-24-17  |            | DRAWING NO.<br>SPT355_LINE |