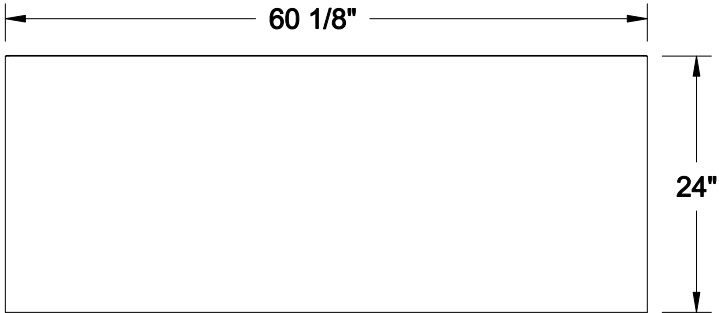
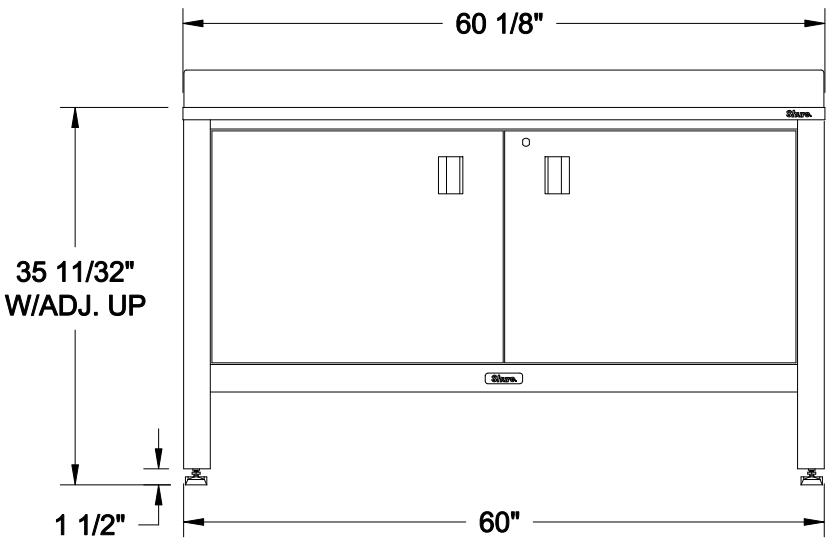


# 780024, CUSTOM BENCH,STAT,SW DOOR,S/S,1-60" CAB 1-60" TOP

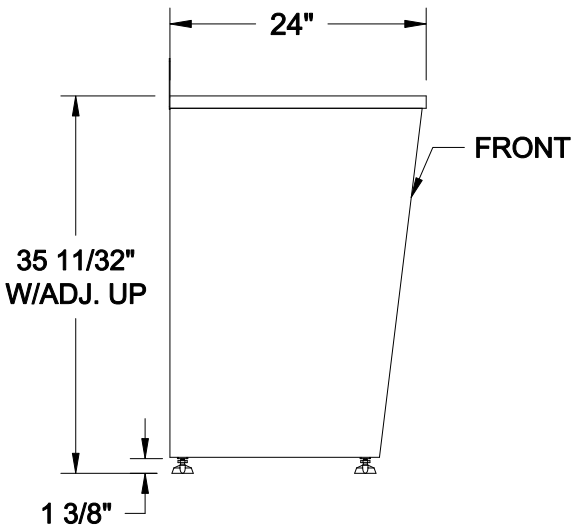


**780024 - TOP VIEW**

**BLOCK NAMES:**  
780024-FRONT VIEW  
780024-SIDE VIEW  
780024-TOP VIEW



**780024-FRONT VIEW**



**780024 - SIDE VIEW**

STANDARD TOLERANCES INCHES (EXCEPT AS NOTED)			
DECIMAL	±0.1	FRACTIONAL ±1/16"	ANGULAR ±2°
<b>Shure.</b> Shure Manufacturing Corporation 1901 West Main Street Washington, Missouri 63090 U.S.A.			
This drawing is and includes information proprietary to Shure Manufacturing Corporation. All use is prohibited except by written consent.			
DRAWN BY: BE 02-02-24			DRAWING NO. 780024