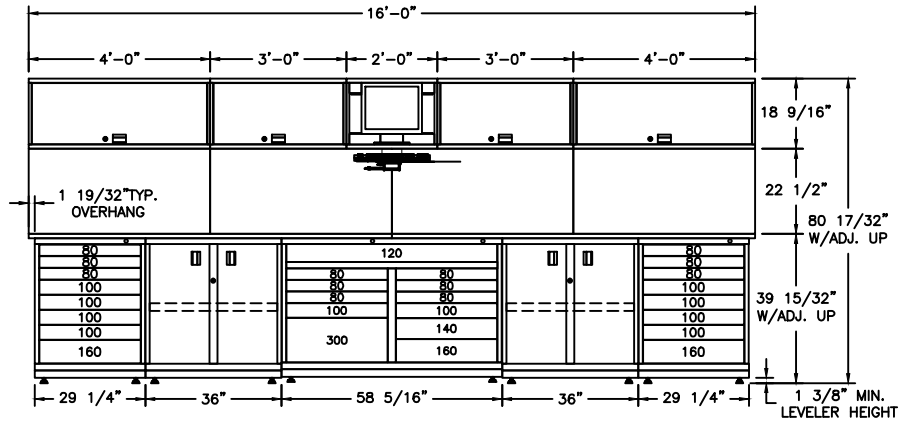
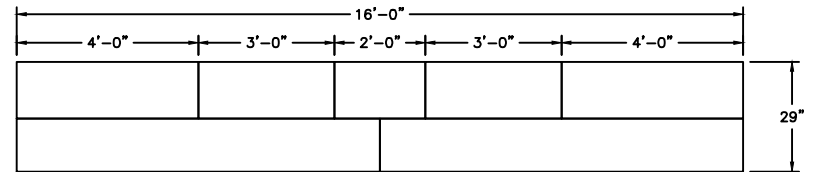


SHURE MODEL# STS-D9 16' PRE-CONFIGURED WORKSTATION

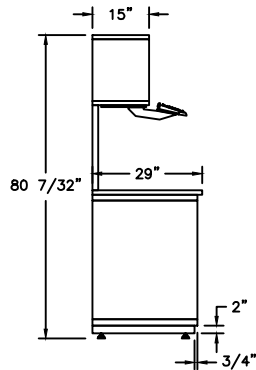
FRONT VIEW



TOP VIEW



VARIOUS SIZES AND OPTIONS AVAILABLE



SIDE VIEW

STANDARD TOLERANCES INCHES
(EXCEPT AS NOTED)

DECIMAL	FRACTIONAL	ANGULAR
±0.1	±1/16"	±2°

Shure Shure Manufacturing Corporation
1901 West Main Street
Washington, Missouri 63090 U.S.A.

This drawing is and includes information proprietary to Shure Manufacturing Corporation. All use is prohibited except by written consent.

DRAWN BY:
JG 5/26/20

DRAWING NO.
STS-D9