

*** SNO GEM® PRODUCT CUT SHEET ***

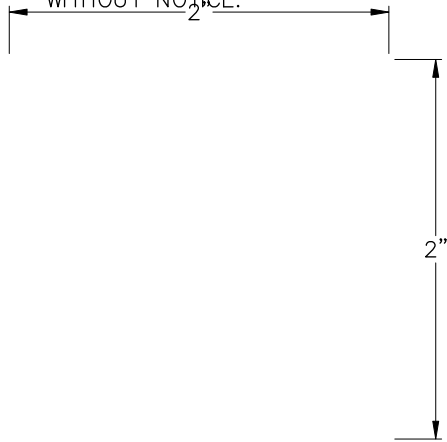
NOTES:

1. FOR CLARITY THIS DRAWING IS NOT TO SCALE.
2. CONTACT THE MANUFACTURER FOR RECOMMENDED LAYOUTS, SPACING AND ADDITIONAL DETAILS.
3. INSTALLATION MUST BE COMPLETED WITH THE MANUFACTURERS WRITTEN SPECIFICATIONS AND INSTALLATION INSTRUCTIONS.
4. THESE DRAWINGS ARE SUBJECT TO CHANGE WITHOUT NOTICE.

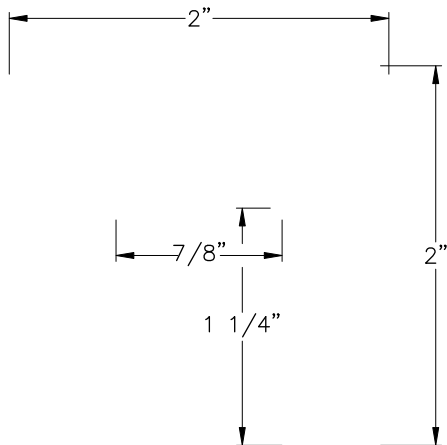
MATERIAL SELECTION COLOR / FINISH SELECT

ALUMINUM 6061

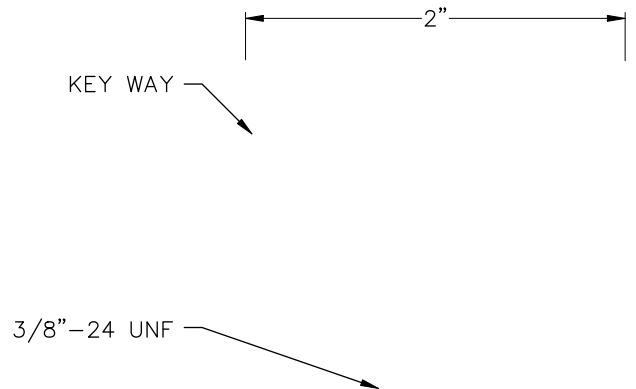
MILL FINISH



TOP VIEW



FRONT VIEW



RIGHT VIEW

SNO CUBE?

DRAWN BY:	RJH	REV. #	DESCRIPTION
DATE:	6/6/14		
SCALE:	N.T.S.	THE INFORMATION HEREIN IS CONFIDENTIAL AND PROPRIETARY AND IS NOT TO BE DISCLOSED OR DELIVERED TO THIRD PARTIES WITHOUT THE PRIOR WRITTEN CONSENT OF SNO GEM® INC.	

4800 METALMASTER WAY - McHENRY, IL 60050
 PHONE: 815.477-GEMS WEBSITE: WWW.SNOGEM.COM
 FAX: 815.455.GEMS E-MAIL: INFO@SNOGEM.COM