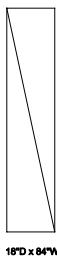


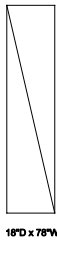
18'D x 88'W



18'D x 80'W



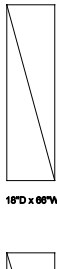
18'D x 64'W



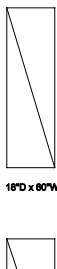
18'D x 78'W



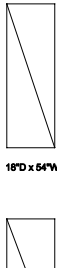
18'D x 72'W



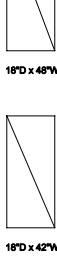
18'D x 68'W



18'D x 60'W



18'D x 64'W



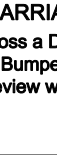
18'D x 48'W



18'D x 42'W



18'D x 36'W



18'D x 30'W

18'D x 24'W

STATIC CARRIAGES

- *NOTE: -Cross a Diagonal Line through all Static Units
- 1" Bumper between Carriages/Stationary Units
- Review with Engineering for Carriages over 40' long