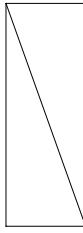


30"D x 88"W



30"D x 80"W



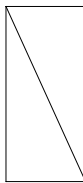
30"D x 84"W



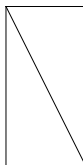
30"D x 78"W



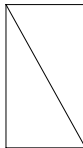
30"D x 72"W



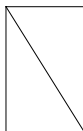
30"D x 68"W



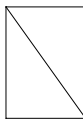
30"D x 60"W



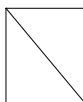
30"D x 54"W



30"D x 48"W



30"D x 42"W



30"D x 36"W



30"D x 30"W



30"D x 24"W

STATIC CARRIAGES

***NOTE:** -Cross a Diagonal Line through all Static Units
-1" Bumper between Carriages/Stationary Units
-Review with Engineering for Carriages over 40' long