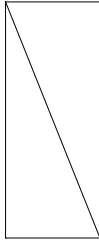
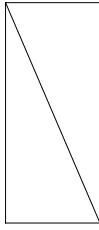


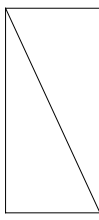
36" D x 66" W



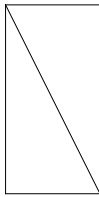
36" D x 78" W



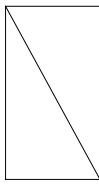
36" D x 84" W



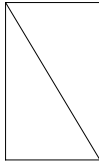
36" D x 78" W



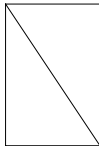
36" D x 72" W



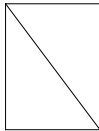
36" D x 66" W



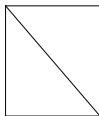
36" D x 60" W



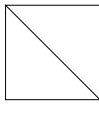
36" D x 54" W



36" D x 48" W



36" D x 42" W



36" D x 36" W



36" D x 30" W



36" D x 24" W

STATIC CARRIAGES

- *NOTE: -Cross a Diagonal Line through all Static Units
- 1" Bumper between Carriages/Stationary Units
- Review with Engineering for Carriages over 40' long