
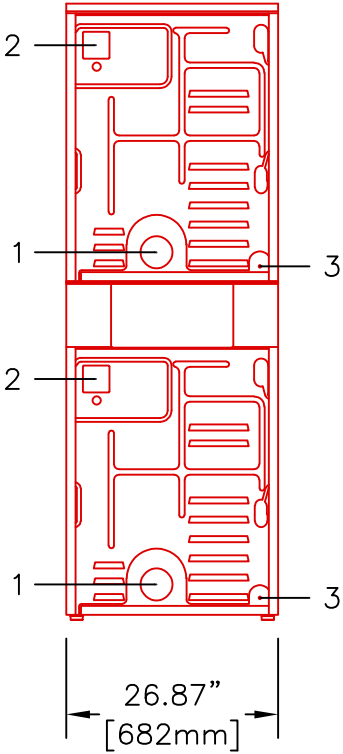


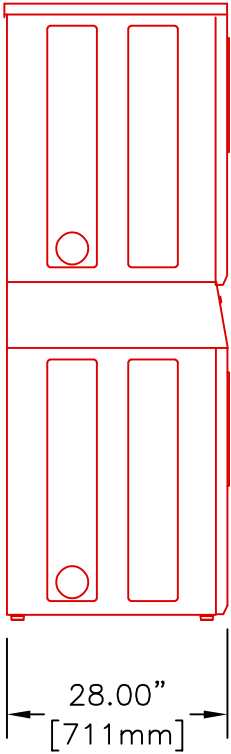
LEGEND:
 1: EXHAUST OUTLET (4")
 2: ELECTRICAL CONNECTIONS
 3: 3/8" NPT GAS CONNECTION
 (FOR GAS HEATED MODEL)



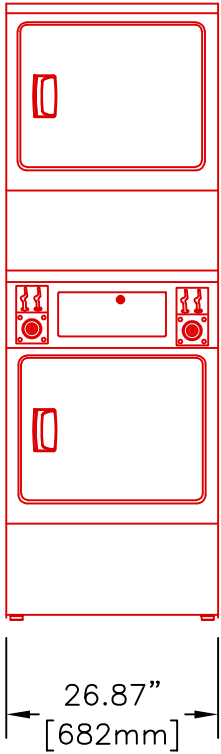
PLAN VIEW



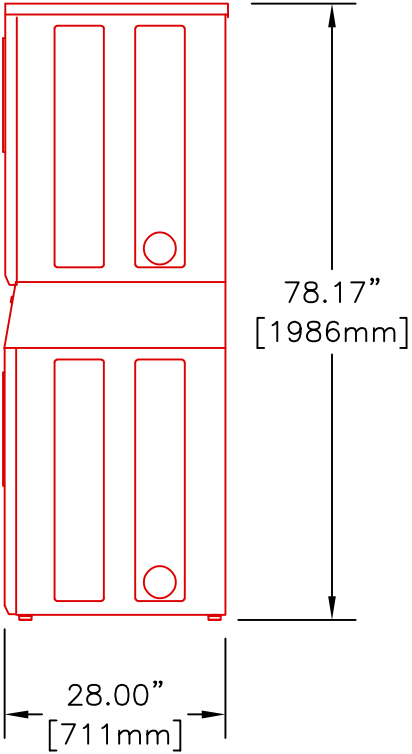
REAR VIEW



LEFT SIDE VIEW



FRONT VIEW



RIGHT SIDE VIEW

STACK DRYER



Equipment specifications are subject to change without notice. Please use this drawing along with the installation manuals for updated equipment installation requirements.

KRP	CAD BLOCK	23-Jun-22
Drawn by	Description	Date