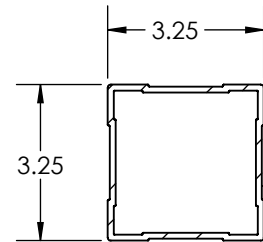


4

3

2

1



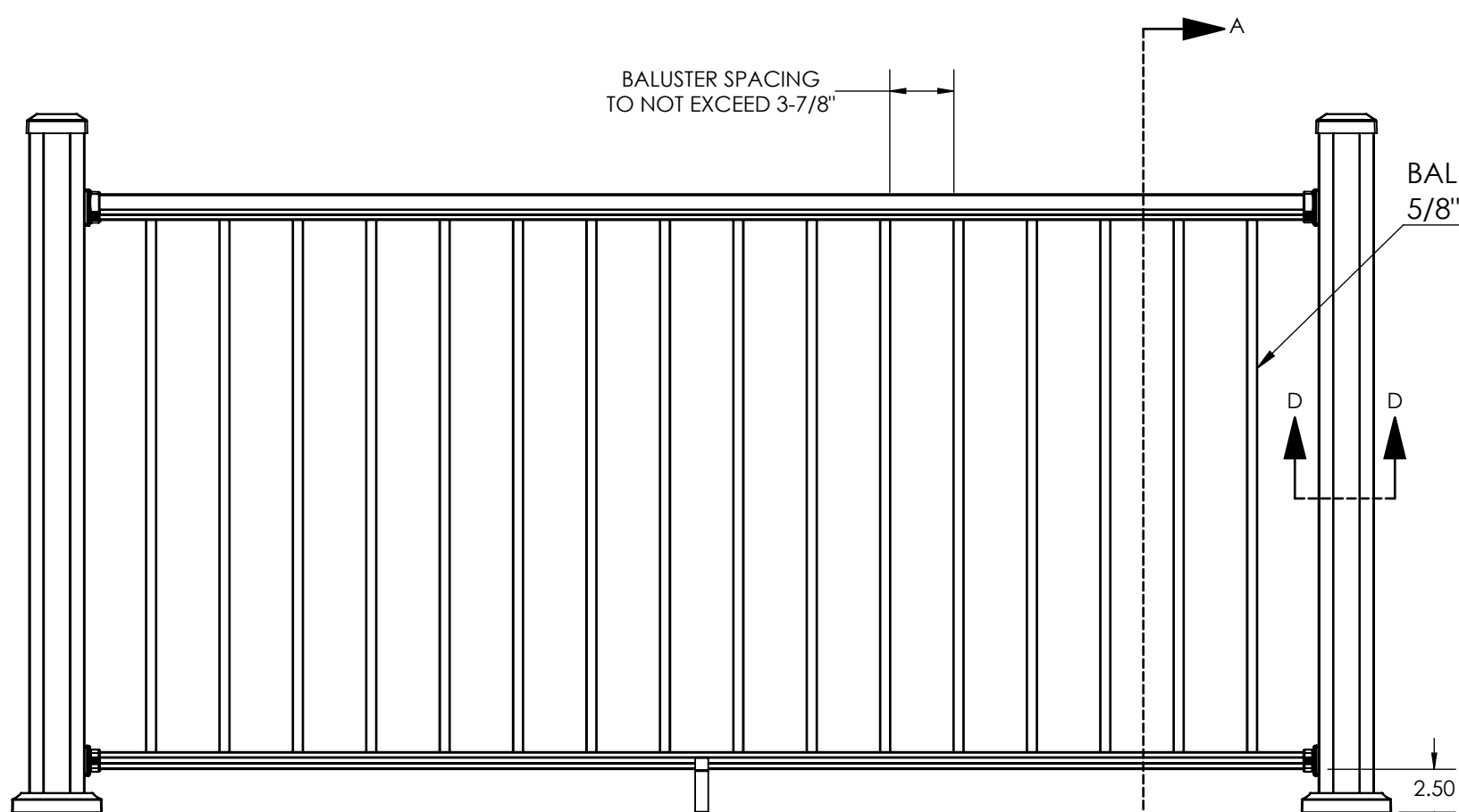
POST WITH PLATE SIZES:
 -2 1/2" SQ.
 -3 1/4" SQ.
 -4" SQ.

**SECTION D-D
SCALE 1 : 4**

REVISIONS			
REV.	DESCRIPTION	DATE	BY
01	ADJUSTED FOR CLARITY	11/28/2022	JC
02	REVISED TO MEET STANDARD	12/30/2022	JC

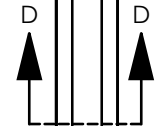
B

B



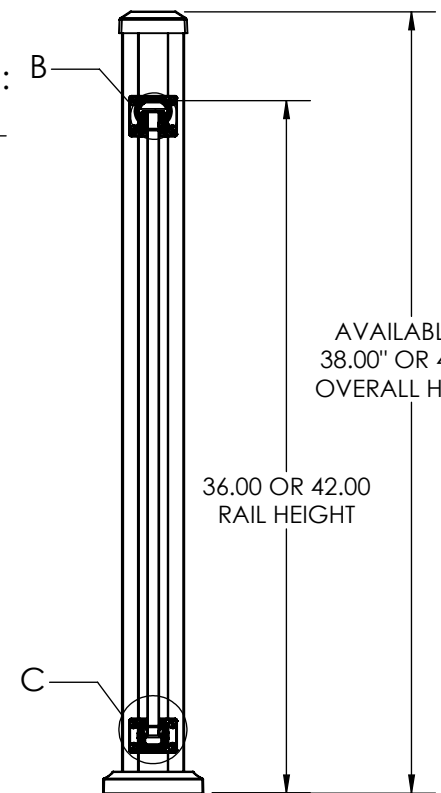
BALUSTER SPACING
TO NOT EXCEED 3-7/8"

BALUSTER OPTIONS:
5/8" SQUARE



2.50

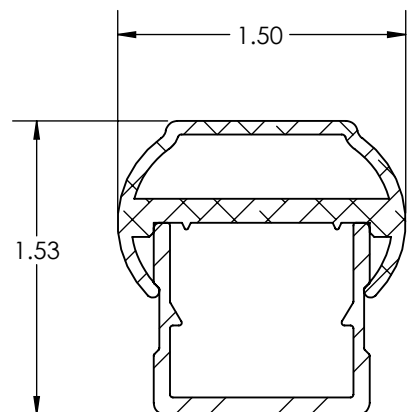
SECTION LENGTHS:
60", 72", 84" & 96"



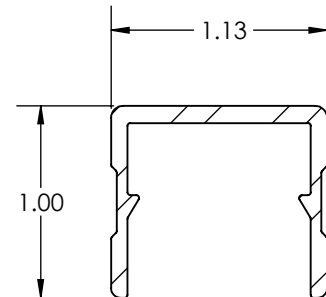
**SECTION A-A
SCALE 1 : 10**

AVAILABLE IN
38.00" OR 44.00"
OVERALL HEIGHT

36.00 OR 42.00
RAIL HEIGHT



**DETAIL B
SCALE 1 : 1**



**DETAIL C
SCALE 1 : 1**

A

A

EBMS #:		NAME	DATE	Key-Link Fencing and Railing	
LAST SAVE DATE	3/1/2023	MODELED BY	E.Hunt	8/20/2020	110 Peters Road, New Holland, Pa 17557
PROPRIETARY AND CONFIDENTIAL		DRAWN BY	E.Hunt	8/20/2020	TITLE:
		APPROVED BY	D.Kinsey	10/27/2020	OUTLOOK SERIES, 36'/42' HT. X 6'/8' W. LEVEL RAILING SECTION
THE INFORMATION CONTAINED IN THIS DRAWING IS THE PROPERTY OF SUPERIOR PLASTIC PRODUCTS. ANY REPRODUCTION IN PART OR IN WHOLE WITHOUT THE WRITTEN PERMISSION OF SUPERIOR PLASTIC PRODUCTS IS PROHIBITED.	PROJECTION	UNLESS OTHERWISE SPECIFIED: 1. DIMENSIONS ARE IN INCHES 2. BREAK ALL SHARP EDGES 3. TOLERANCES: FRACTIONAL ± 1/64" ANGULAR:MACH ±1.0° BEND ±1.0° TWO PLACE DECIMAL ±0.01" THREE PLACE DECIMAL ±0.005"			
	DO NOT SCALE DRAWING				
	FINISH	N/A	MATERIAL	SEE BILL OF MATERIALS	
	SIZE	DWG. NO.	REV	SCALE: 1:16	WEIGHT: 22.25 SHEET 1 OF 1
	B	110497	02		

4

3

2

1