

4


3

2

1

REVISIONS			
REV.	DESCRIPTION	DATE	BY
02	ADJUSTED FOR CLARITY	11/23/2022	JC
03	ADJUSTED TO STANDARD	1/4/2023	JC

Post with Plate sizes:  
-3 1/4" SQ  
-4" SQ



SECTION D-D  
SCALE 1 : 4

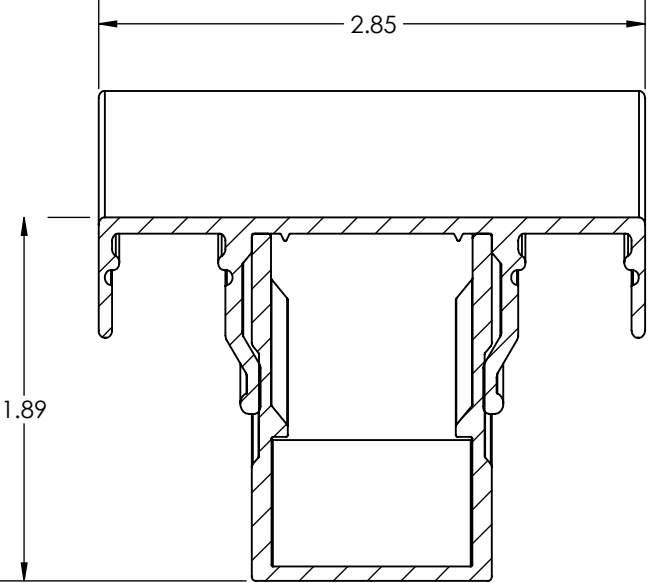
BALUSTER SPACING  
NOT TO EXCEED 3-7/8"

BALUSTER OPTIONS:  
3/4" SQUARE  
HORIZONTAL CABLE  
VERTICAL CABLE

DECK BOARD  
BY OTHERS

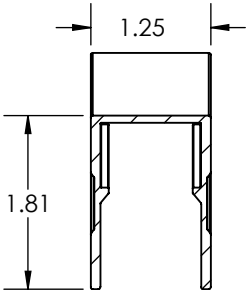
44.00" OR 50.00"  
OVERALL HIEGHT

36.00" OR 42.00" STAIR NOSE  
TO TOP OF RAIL



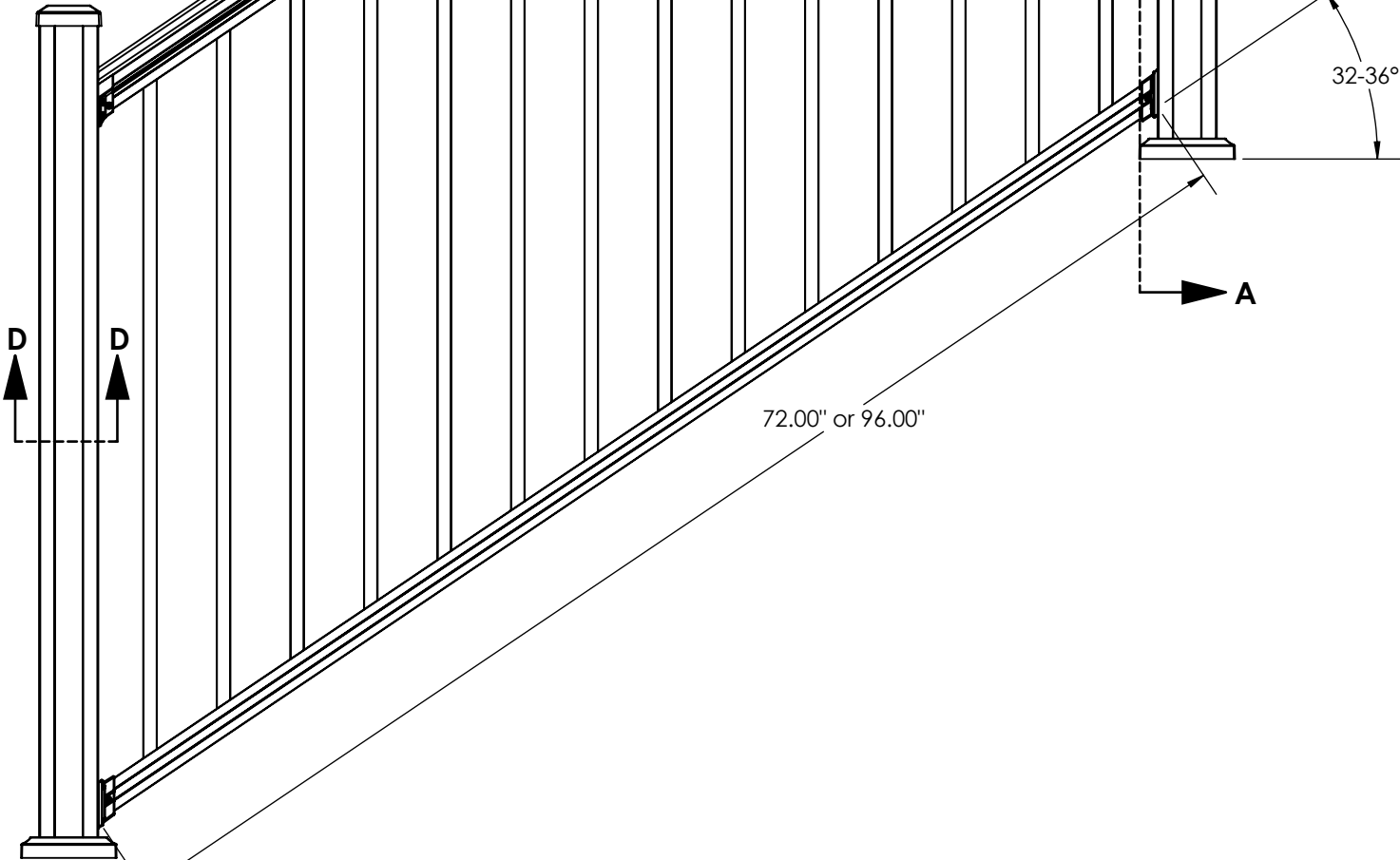
DETAIL B  
SCALE 1 : 1

(DECK BOARD  
NOT SHOWN)



DETAIL C  
SCALE 1 : 2

SECTION A-A  
SCALE 1 : 10



EBMS #:		NAME	DATE	Key-Link Fencing and Railing		
LAST SAVE DATE	MODELED BY	E.Hunt	8/20/2020	110 Peters Road, New Holland, Pa 17557		
3/8/2023	DRAWN BY	E.Hunt	8/20/2020	TITLE:		
PROPRIETARY AND CONFIDENTIAL	APPROVED BY			CHESAPEAKE SERIES, 36'/42' HT. X 6'/8' W. STAIR RAILING SECTION		
THE INFORMATION CONTAINED IN THIS DRAWING IS THE PROPERTY OF <b>SUPERIOR PLASTIC PRODUCTS</b> . ANY REPRODUCTION IN PART OR IN WHOLE WITHOUT THE WRITTEN PERMISSION OF <b>SUPERIOR PLASTIC PRODUCTS</b> IS PROHIBITED.	PROJECTION	UNLESS OTHERWISE SPECIFIED: 1. DIMENSIONS ARE IN INCHES 2. BREAK ALL SHARP EDGES 3. TOLERANCES: FRACTIONAL ± 1/64" ANGULAR:MACH ±1.0° BEND ±1.0° TWO PLACE DECIMAL ±0.01" THREE PLACE DECIMAL ±0.005"		SIZE	DWG. NO.	REV
	DO NOT SCALE DRAWING			<b>B</b>	110560	03
	FINISH	N/A	MATERIAL	SCALE: 1:16	WEIGHT: 26.13	SHEET 1 OF 1
			SEE BILL OF MATERIALS			

4

3

2

1