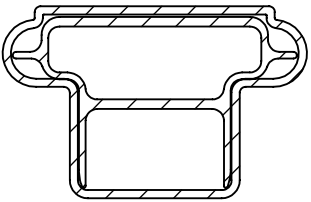
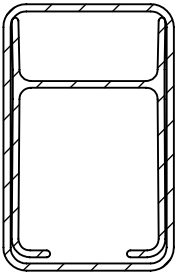


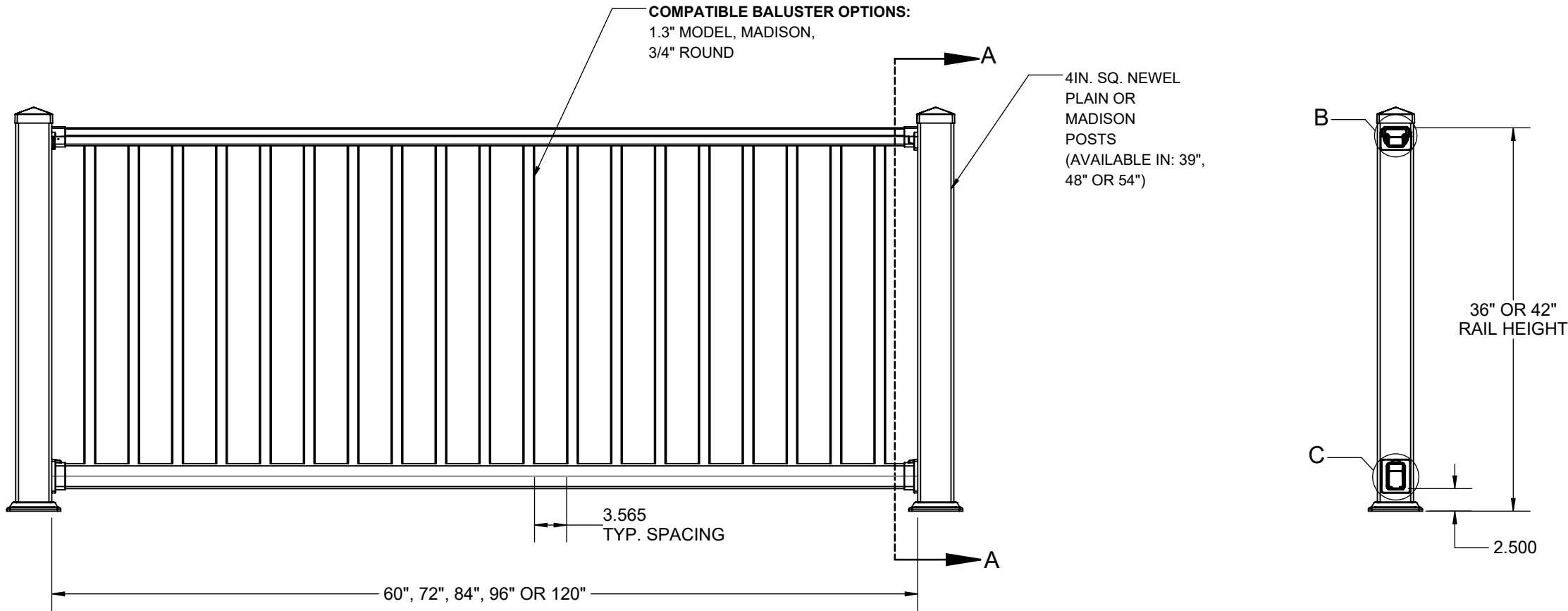
REVISIONS			
REV.	DESCRIPTION	DATE	BY
01	ADJUSTED TO STANDARD	12/7/2022	JC



DETAIL B
SCALE 1 : 2



DETAIL C
SCALE 1 : 2



EBMS #:		NAME	DATE	Key-Link Fencing and Railing 110 Peters Road, New Holland, Pa 17557	
LAST SAVE DATE	MODELED BY J.Coon	J.Coon	12/1/2022		
3/30/2023	DRAWN BY J.Coon	J.Coon	12/1/2022	TITLE: 200 Series Level Section	
PROPRIETARY AND CONFIDENTIAL	APPROVED BY				
THE INFORMATION CONTAINED IN THIS DRAWING IS THE PROPERTY OF SUPERIOR PLASTIC PRODUCTS . ANY REPRODUCTION IN PART OR IN WHOLE WITHOUT THE WRITTEN PERMISSION OF SUPERIOR PLASTIC PRODUCTS IS PROHIBITED.	PROJECTION 	UNLESS OTHERWISE SPECIFIED: 1. DIMENSIONS ARE IN INCHES 2. BREAK ALL SHARP EDGES 3. TOLERANCES: FRACTIONAL $\pm 1/64$ " ANGULAR:MACH $\pm 1.0^\circ$ BEND $\pm 1.0^\circ$ TWO PLACE DECIMAL ± 0.01 " THREE PLACE DECIMAL ± 0.005 "		SIZE B	DWG. NO. 120400
	DO NOT SCALE DRAWING			REV 01	
	FINISH N/A	MATERIAL SEE BILL OF MATERIALS		SCALE: 1:15 WEIGHT: 44.0527 lbs. SHEET 1 OF 1	