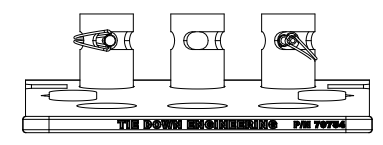
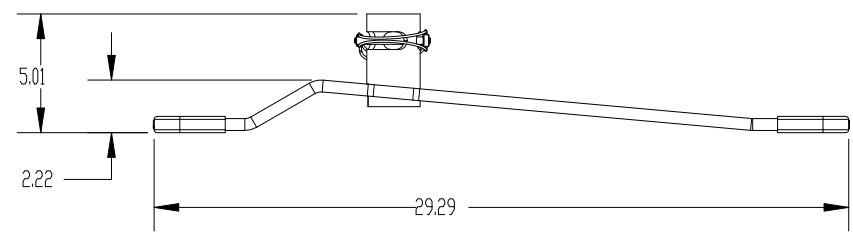
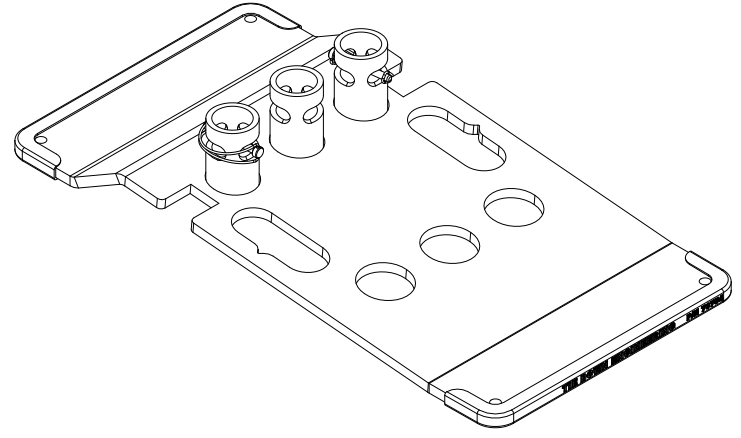
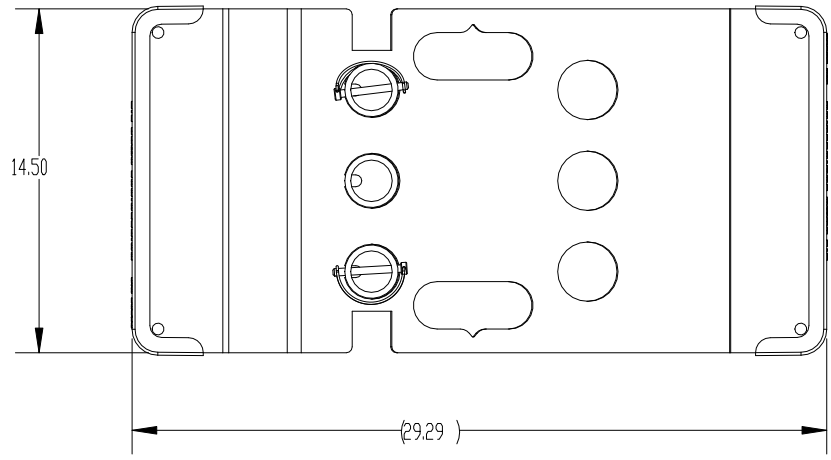


REVISION HISTORY				DESCRIPTION
REV.	DATE	BY	EFFCTV.	



NOTES:

1. ALL DIMENSIONS ARE IN INCHES.
2. BOXED DIMENSIONS INDICATE OPERATOR Q.C. CHECK.
3. WELD TO BE FREE OF SPATTER & POROSITY w/GOOD PENETRATION.
4. PART TO BE FREE OF BURRS, SHARP EDGES & LASER SLAG.
5. PART TO SATISFY THE REQUIREMENTS, SPECIFIED AND IMPLIED.
6. FINISH - WELDMENT IS POWDER COAT YELLOW.

FINISH: WELDMENT IS POWDER COAT YELLOW		CONFIDENTIALITY NOTICE : THIS DRAWING AND ALL INFORMATION CONTAINED WITHIN IT ARE THE PROPERTY OF TIE DOWN ENGINEERING, ATLANTA, GA 30336. ALL RIGHT ARE RESERVED.		
DRAWN:	THIRD ANGLE PROJECTION	GENERAL TOLERANCES:	404-344-0000 • TIEDOWN.COM 605 STONEHILL DRIVE SW, ATLANTA, GA 30336	
CHECKED:	ALL UNITS ARE IN INCHES UNLESS OTHERWISE SPECIFIED	Decimal .XX +/- 0.1	PART NAME: ZIP BASE - 3 HOLE BASE, YELLOW PAINT W/RUBBER FEET	
APPROVED:	PART WEIGHT: LBS	Decimal .XXX +/- 0.06	MATERIAL: ASSEMBLY	
	SHEET SIZE: ANSI A	Angles +/- 1°	PART NUMBER: 70756-ARCAT	
		Hole Ø +/- 0.008	SCALE: 1:1	REV: SHEET: 1 of 1