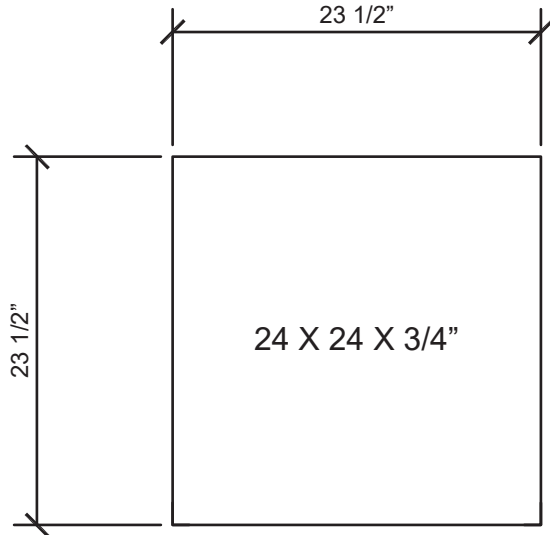


PORCELAIN PAVER DETAILS

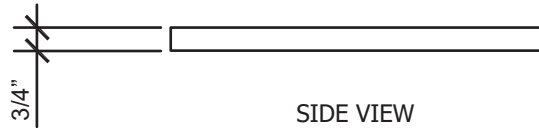
24" x 24" x 3/4"

National Distribution
Toll Free: 888-550-3803

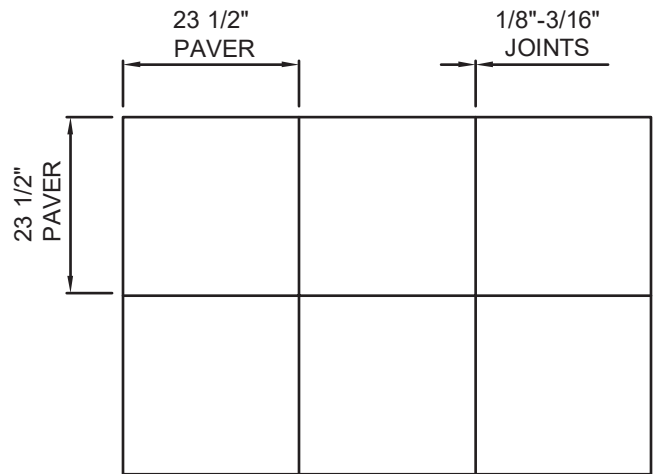
Tel: 213-550-3803
Fax: 213-380-5561



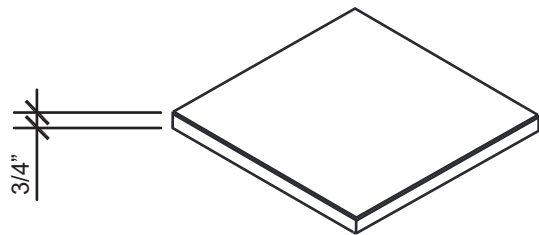
TOP VIEW



SIDE VIEW



SQUARE LAYOUT



ISOMETRIC VIEW

GENERAL NOTES: APPLY TO ALL OF THE ABOVE PRODUCTS

1. INSTALLATION MUST BE COMPLETED IN ACCORDANCE WITH TILE TECH INC PRODUCT SPECIFICATIONS.
2. DRAWING NOT TO SCALE.
3. USE OF BUFFER PADS IS MANDATORY.
4. CONTRACTOR'S NOTE: FOR PRODUCT AND COMPANY INFORMATION VISIT www.TILETECHPAVERS.com