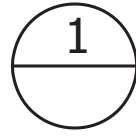










National Distribution Tel: 213-550-3803  
Toll Free: 888-550-3803 Fax: 213-380-5561

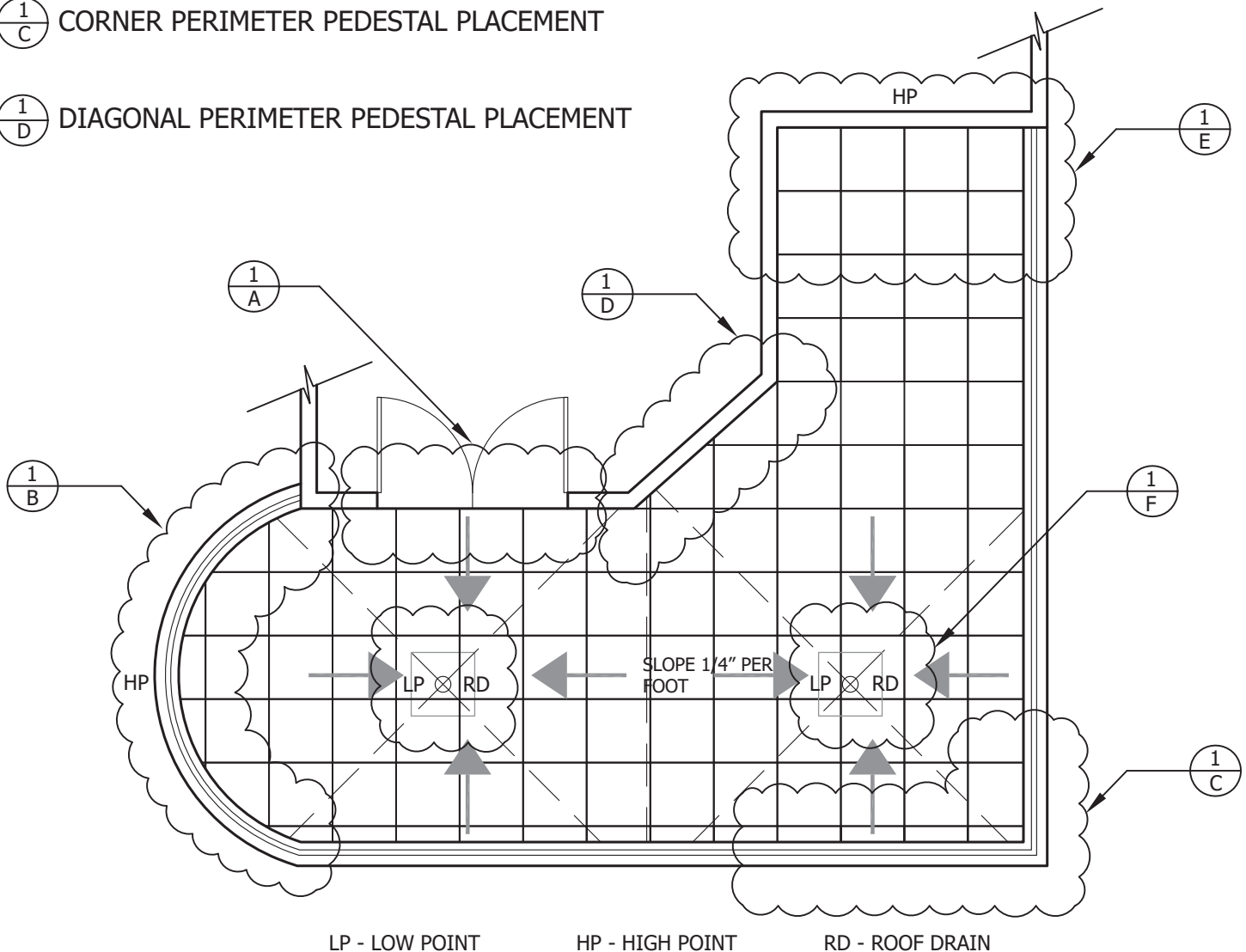


## SAMPLE DECK LAYOUT

OVERVIEW OF PEDESTAL PLACEMENT

### SEE ENLARGED SECTION PLANS:

-  DOOR THRESHOLD PEDESTAL PLACEMENT
-  LOW THRESHOLD PEDESTAL PLACEMENT
-  RADIUS PERIMETER PEDESTAL PLACEMENT
-  ROOF DRAIN PEDESTAL PLACEMENT
-  CORNER PERIMETER PEDESTAL PLACEMENT
-  DIAGONAL PERIMETER PEDESTAL PLACEMENT



#### GENERAL NOTES: APPLY TO ALL OF THE ABOVE PRODUCTS

1. INSTALLATION MUST BE COMPLETED IN ACCORDANCE WITH TILE TECH INC PRODUCT SPECIFICATIONS.
2. DRAWING NOT TO SCALE.
3. USE OF BUFFER PADS IS MANDATORY.
4. CONTRACTOR'S NOTE: FOR PRODUCT AND COMPANY INFORMATION VISIT [www.TILETECHPAVERS.com](http://www.TILETECHPAVERS.com)