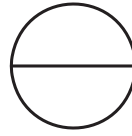




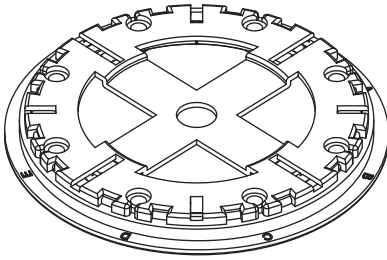
National Distribution Tel: 213-550-3803  
 Toll Free: 888-550-3803 Fax: 213-380-5561



# STAK-CAP™ PEDESTAL SYSTEM

COMPONENT ASSEMBLY INSTRUCTIONS.  
 HEIGHT ADJUSTMENT FROM 1/2" TO 2-1/4" & SLOPE ADJUSTMENT FROM 0% TO 5%

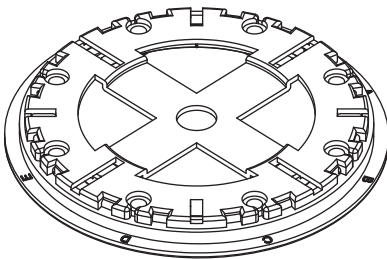
**ROTATE**



**PRODUCT CHARACTERISTICS:**

EACH CAP WILL COMPENSATE FOR UP TO 1/8" PER FOOT SLOPE (1%) & ADD 3/8" TO THE OVERALL HEIGHT OF A PEDESTAL. PVC PIPE SHOULD **NOT** BE USED. ROTATE ONE CAP RELATIVE TO ANOTHER BY ALIGNING THE ALPHABETS TO CHANGE SLOPE. A & A WILL REACH MAXIMUM SLOPE AND A & E WILL CANCEL SLOPE. A MAXIMUM OF 5 CAPS CAN BE STACKED WITH TOTAL SLOPE OF 5/8" PER FOOT (5%) & WITH TOTAL HEIGHT OF 2-1/4" INCLUDING THE USE OF BUFFER PADS.

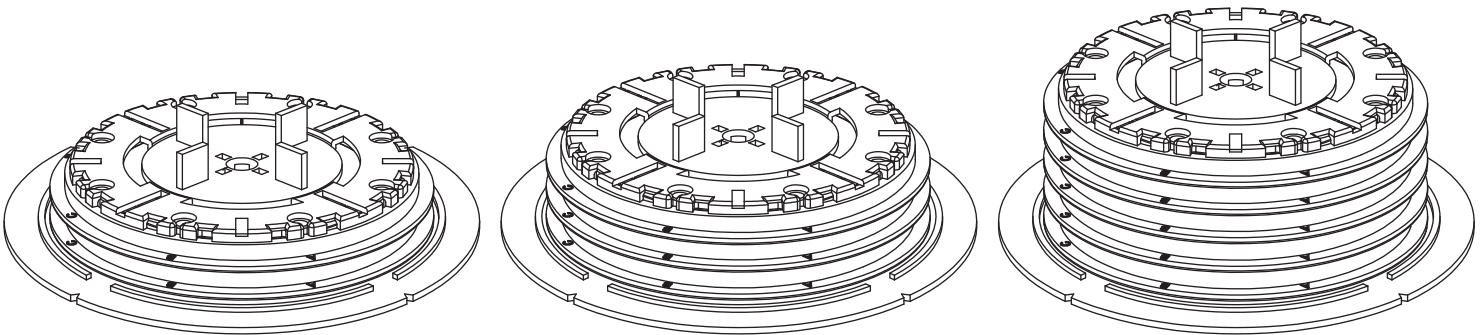
**STACK**



**CONFIGURATION CHART:**

1 CAP = 5/8" HIGH	1/8" PER FOOT	1% MAX
2 CAPS = 1" HIGH	1/4" PER FOOT	2% MAX (A+A)
3 CAPS = 1-3/8" HIGH	3/8" PER FOOT	3% MAX (A+A+A)
4 CAPS = 1-7/8" HIGH	1/2" PER FOOT	4% MAX (A+A+A+A)
5 CAPS = 2-1/4" HIGH	5/8" PER FOOT	5% MAX (A+A+A+A+A)

PVC + 2 CAPS = VARIABLE HEIGHT	0% MAX
PVC + 3 CAPS = VARIABLE HEIGHT	1% MAX
PVC + 4 CAPS = VARIABLE HEIGHT	2% MAX
PVC + 5 CAPS = VARIABLE HEIGHT	3% MAX



**GENERAL NOTES: APPLY TO ALL OF THE ABOVE PRODUCTS**

1. INSTALLATION MUST BE COMPLETED IN ACCORDANCE WITH TILE UP INC PRODUCT SPECIFICATIONS.
2. DRAWING NOT TO SCALE.
3. USE OF BUFFER PADS IS MANDATORY.
4. CONTRACTOR'S NOTE: FOR PRODUCT AND COMPANY INFORMATION VISIT [www.TILETECHPAVERS.com](http://www.TILETECHPAVERS.com)