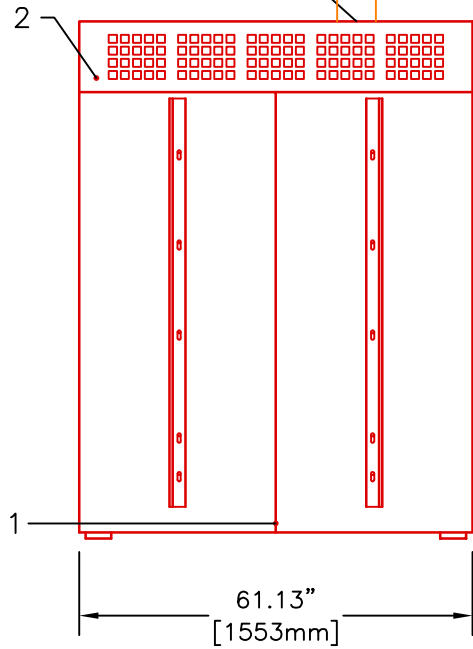
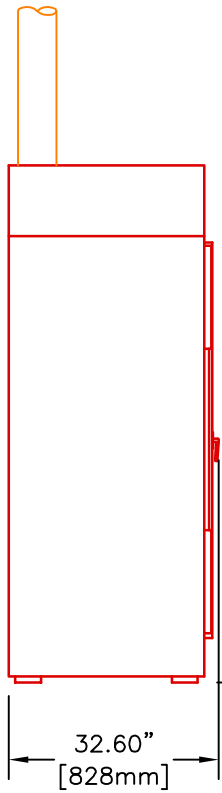



LEGEND:
 1: DRAIN OUTLET
 2: ELECTRICAL CONNECTION
 3: EXHAUST OUTLET



REAR VIEW

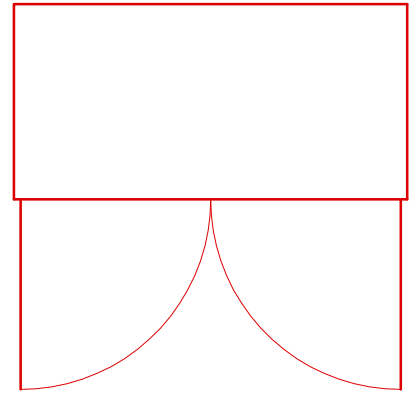
61.13"
[1553mm]



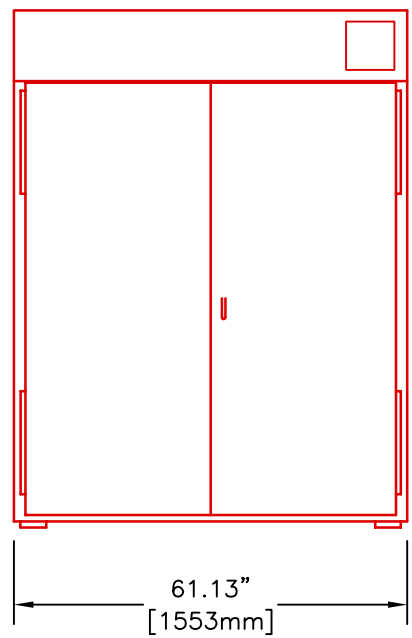
LEFT SIDE VIEW

32.60"
[828mm]

80.37"
[2041mm]

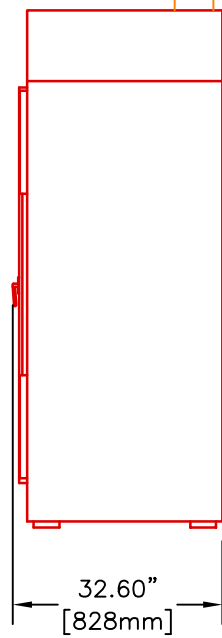



PLAN VIEW



FRONT VIEW

61.13"
[1553mm]



RIGHT SIDE VIEW

32.60"
[828mm]

FIREMEN'S TURN OUT GEAR DRYING CABINET



Equipment specifications are subject to change without notice. Please use this drawing along with the installation manuals for updated equipment installation requirements.

KRP	CAD BLOCK	27-Sep-17
Drawn by	Description	Date