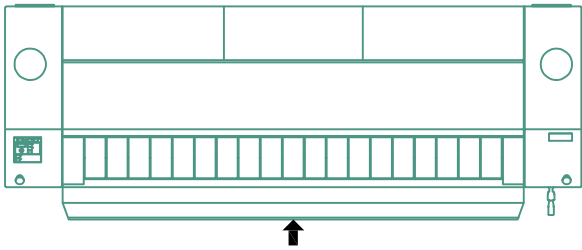
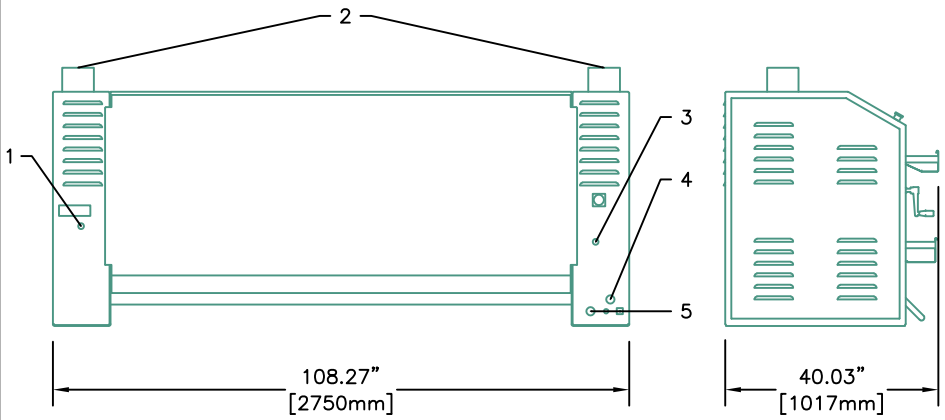


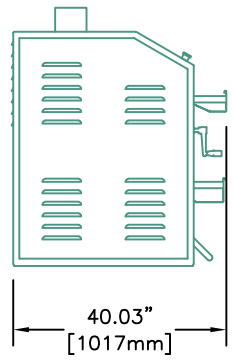
LEGEND:	
1:	STEAM OUTLET
2:	EXHAUST OUTLETS
3:	STEAM INLET
4:	GAS INLET
5:	ELECTRICAL CONNECTION



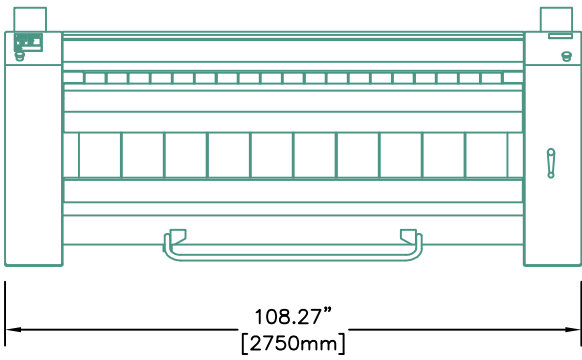
PLAN VIEW



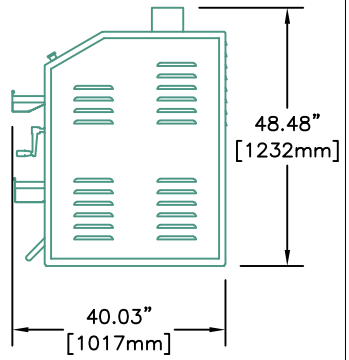
REAR VIEW



LEFT SIDE VIEW



FRONT VIEW



RIGHT SIDE VIEW

20" HEATED ROLLER, 79" FINISHING IRONER (FCU20X79)



Equipment specifications are subject to change without notice. Please use this drawing along with the installation manuals for updated equipment installation requirements.

KRP	CAD BLOCK	11-Apr-22
Drawn by	Description	Date