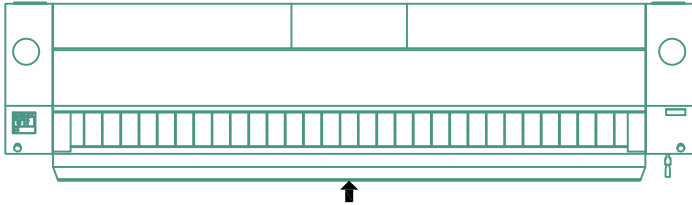
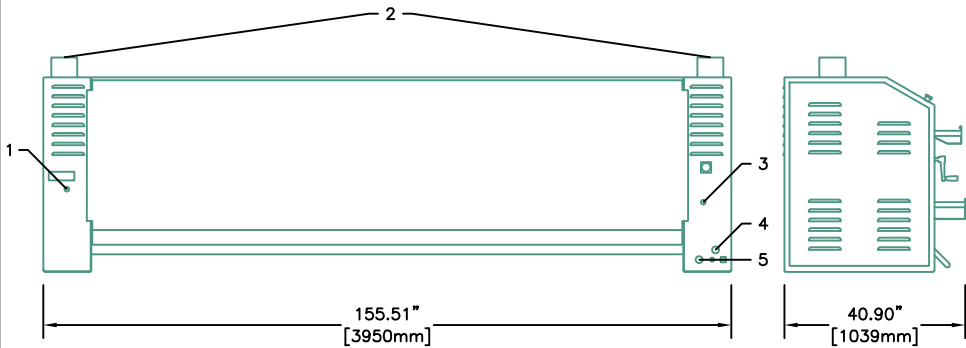


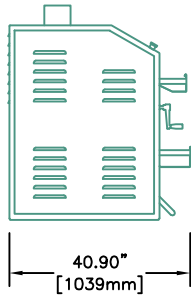
LEGEND:	
1:	STEAM OUTLET
2:	EXHAUST OUTLETS
3:	STEAM INLET
4:	GAS INLET
5:	ELECTRICAL CONNECTION



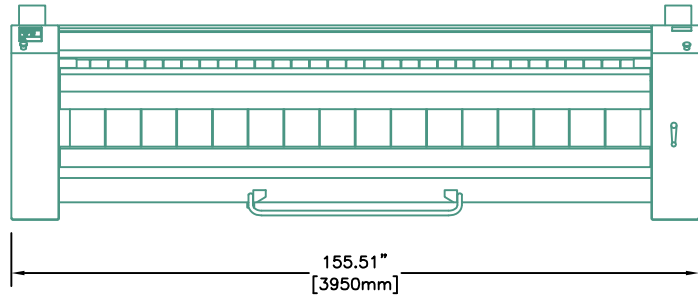
PLAN VIEW



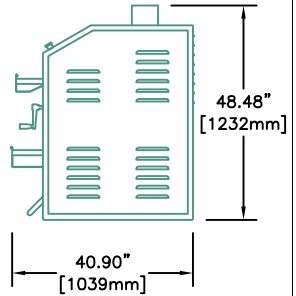
REAR VIEW



LEFT SIDE VIEW



FRONT VIEW



RIGHT SIDE VIEW

# 20" ROLL, 126" FINISHING WIDTH IRONER



Equipment specifications are subject to change without notice. Please use this drawing along with the installation manuals for updated equipment installation requirements.

KRP	CAD BLOCK	3-Oct-17
Drawn by	Description	Date