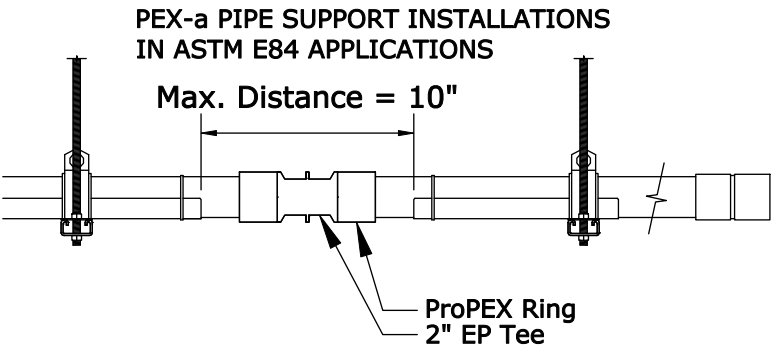
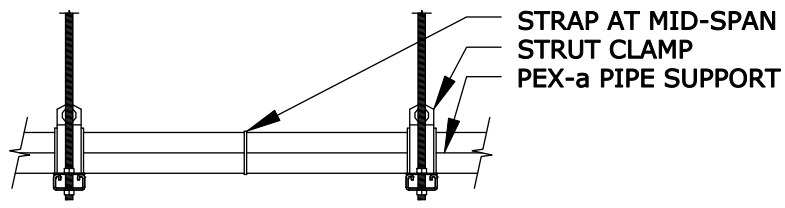
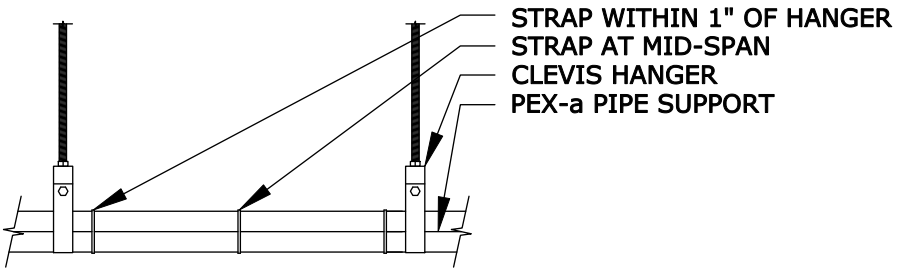


Nominal Pipe Size	Max. Support Spacing (A)	Max. Cantilever (B)	Min. Overlap (C)	Min. Distance to Fitting (D)	Min. Overhang E
1/2"	6'-0"	18"	6"	1 1/4"	1"
3/4"				1 3/4"	
1"	8'-0"			2 1/4"	
1 1/4"				2 3/4"	
1 1/2"				3"	
2"				4"	

Support	Maximum Distance
Clamps	Greater than 48" = 1 tie mid-span
Hangers	Less than 48" = 2 ties equally spaced Greater than 48" = 3 ties (1 mid-span and 1 on each end placed 2" from end of support)



REVISIONS				CAD GENERATED DRAWING, DO NOT MANUALLY UPDATE DO NOT SCALE DRAWING		Uponor 5925 148TH STREET WEST APPLE VALLEY, MN 55124 PHONE (952) 891-2000 FAX (952) 997-1731	
REV	ECO #	DATE	ENG	APPROVALS	DATE		
--	--	--	--	THE INFORMATION CONTAINED IN THIS DRAWING IS THE SOLE PROPERTY OF UPONOR. ANY REPRODUCTION IN PART OR WHOLE WITHOUT THE WRITTEN PERMISSION OF UPONOR IS PROHIBITED.		PEX-a PIPE SUPPORT DETAILS SIZE DESCRIPTION A	
--	--	--	--	DESIGNER	08/12/2014	REV	00
--	--	--	--	APPROVED BY		SCALE	1:1
--	--	--	--	APPROVED		SHEET	1 OF 1