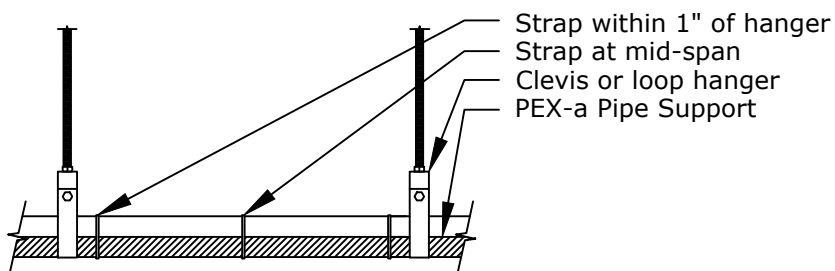
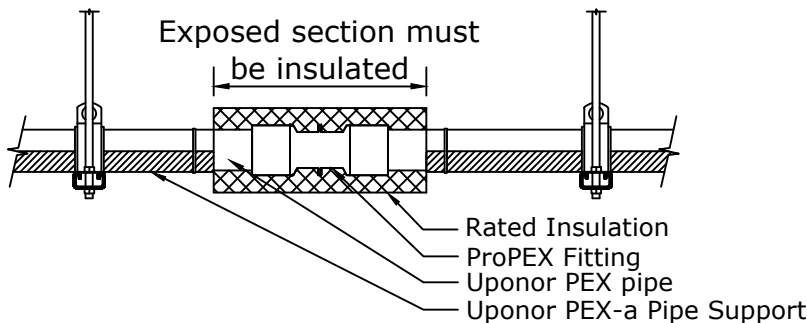
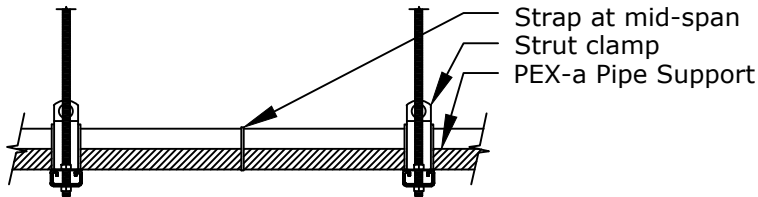


Nominal Pipe Size	Max. Support Spacing (A)	Max. Cantilever (B)	Min. Overlap (C)	Min. Distance to Fitting (D)	Min. Overhang E
1/2"	6'-0"	18"	6"	1 1/4"	1"
3/4"				1 3/4"	
1"	2 1/4"				
1 1/4"	2 3/4"				
1 1/2"	3"				
2"	4"				
2 1/2"	5"				
3"	6"				



Support	Maximum Distance
Clamps	Greater than 48" = 1 strap mid-span
Hangers	Less than 48" = 2 straps equally spaced Greater than 48" = 3 straps (1 mid-span and 1 on each end placed 2" from end of support)



Pex-a Pipe Support Installations in ASTM E84 Applications

REVISIONS				CAD GENERATED DRAWING, DO NOT MANUALLY UPDATE DO NOT SCALE DRAWING	 5925 148TH STREET WEST APPLE VALLEY, MN 55124 PHONE (952) 891-2000 FAX (952) 997-1731
REV	ECO #	DATE	ENG		
--	--	--	--	THE INFORMATION CONTAINED IN THIS DRAWING IS THE SOLE PROPERTY OF UPONOR. ANY REPRODUCTION IN PART OR WHOLE WITHOUT THE WRITTEN PERMISSION OF UPONOR IS PROHIBITED.	
--	--	--	--		
--	--	--	--		
--	--	--	--		
--	--	--	--		
--	--	--	--		
APPROVALS		DATE		PEX-a PIPE SUPPORT DETAILS SIZE/DESCRIPTION A SCALE 1:1 SHEET 1 of 1	
DRAWN BY		DESIGNER			
APPROVED BY		APPROVED			
		01/15/2016		REV 00	