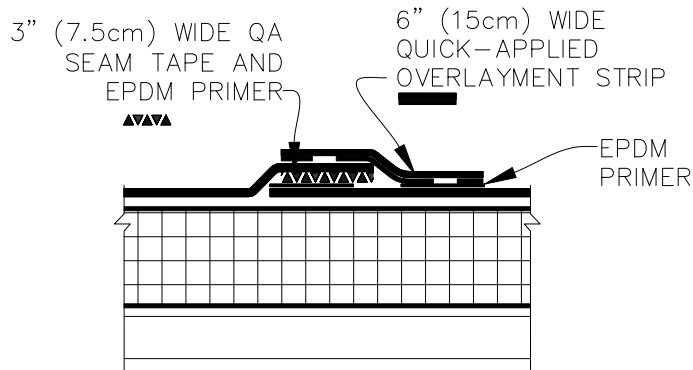
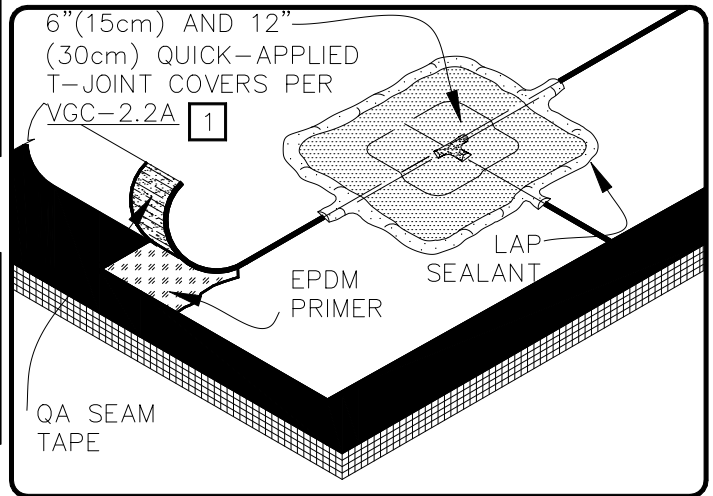
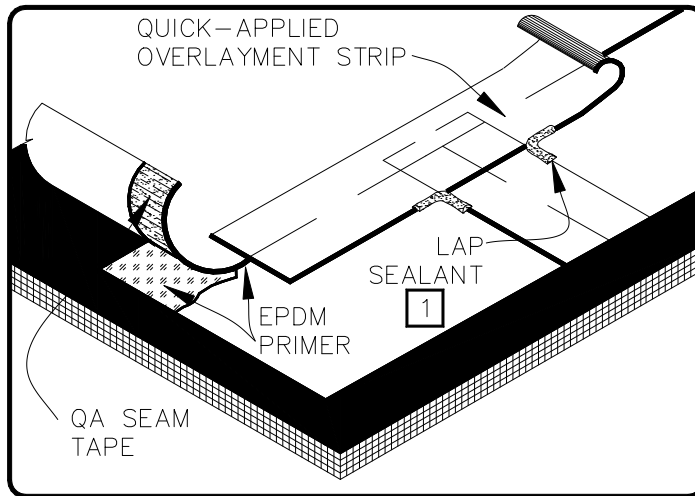
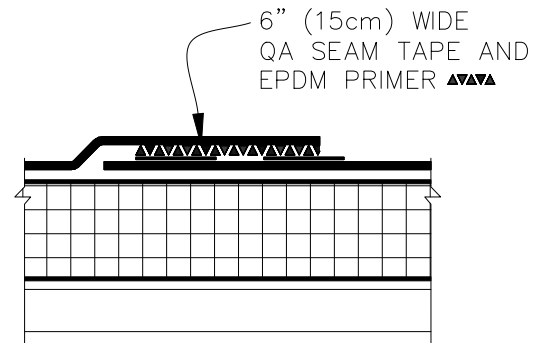


OPTION 1



OPTION 2



NOTES:

1. APPLY LAP SEALANT AT ALL INTERSECTIONS BETWEEN QUICK-APPLIED OVERLAYMENT STRIP.
2. REFER TO DETAIL VGMA-2.1A FOR MECHANICALLY-FASTENED SPLICES.

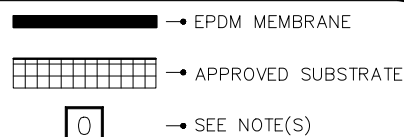
NOTE:

1. APPLY LAP SEALANT ALONG THE EXPOSED EDGE OF THE MEMBRANE SPLICE COVERING THE EXPOSED SPLICE TAPE 1/2" (1.5cm) IN EACH DIRECTION FROM THE SPLICE INTERSECTION AND OVERLAY WITH A 6" (15cm) T-JOINT COVER. INSTALL A 12" (30cm) T-JOINT COVER CENTERED OVER THE FIRST T-JOINT COVER PER DETAIL VGC-2.2A.

MAXIMUM WARRANTY: 30 YEARS



EPDM MEMBRANE SPLICE
(25/30 YEAR
WARRANTIES)



THERMOSET
ROOFING SYSTEM
VGC-2.1A