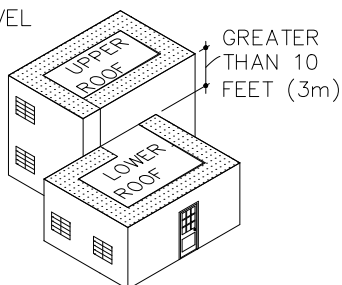


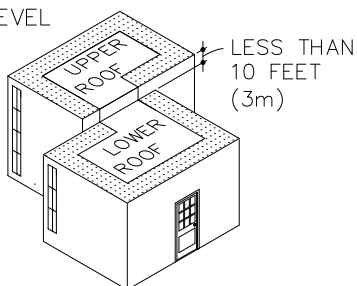
GUIDELINES FOR ROOF PERIMETER ZONES FOR MECHANICALLY ATTACHED ROOF SYSTEM

 PERIMETER ZONES

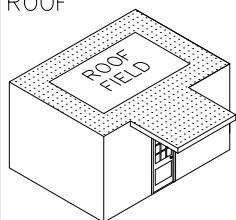
SPLIT LEVEL ROOFS



SPLIT LEVEL ROOFS

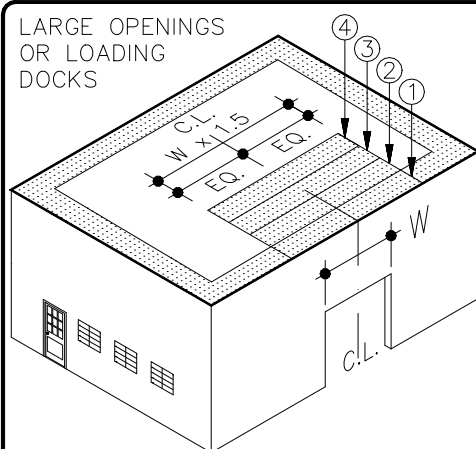


CANOPY ROOF




INSTALL PERIMETER SHEETS OVER THE ENTIRE OVERHANG (PROJECTION ROOF) AREA, EXTENDING ONTO THE MAIN ROOF DECK WHEN AT THE SAME LEVEL AS SHOWN.

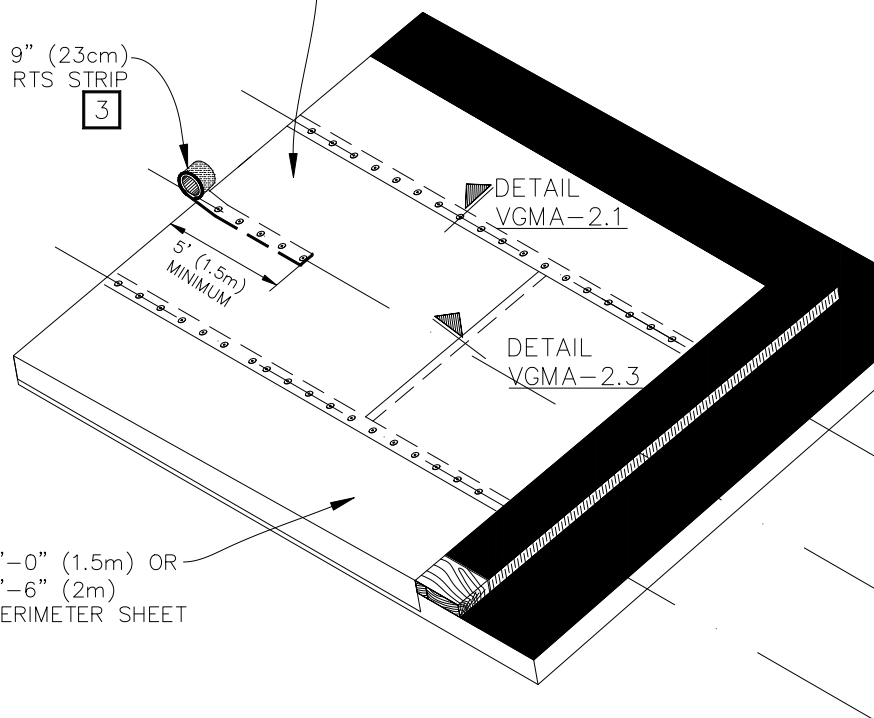
LARGE OPENINGS OR LOADING DOCKS



4 PERIMETER SHEETS CENTERED OVER LARGE OPENINGS

8' (2.5m) OR 10' (3m) WIDE FIELD SHEET

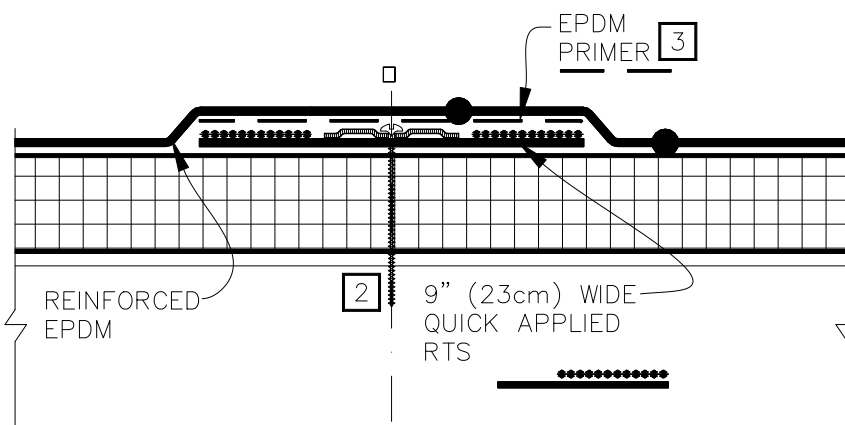
9" (23cm) RTS STRIP 



5'-0" (1.5m) OR 6'-6" (2m) PERIMETER SHEET

NOTES:

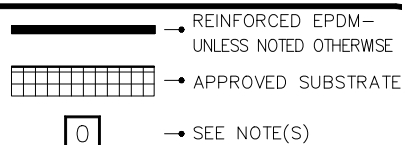
1. REFER TO VERSICO SPECIFICATIONS FOR REQUIRED NUMBER OF PERIMETER SHEETS, SHEET WIDTH AND MEMBRANE FASTENING DENSITY.
2. HPX FASTENERS AND POLYMER SEAM PLATES ARE REQUIRED OVER STEEL DECKS.
3. RTS "FINGER" MUST EXTEND THE WIDTH OF THE REQUIRED PERIMETER.



MAXIMUM WARRANTY: 30 YEARS



MECHANICALLY ATTACHED EPDM SECUREMENT – OPTION 3 (RTS)



MECHANICALLY ATTACHED EPDM

VGMA-2.0C