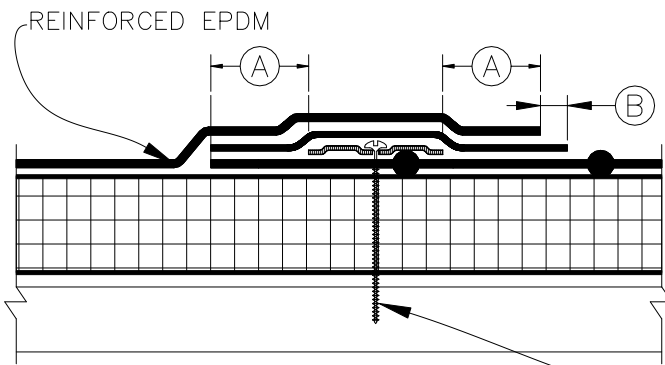
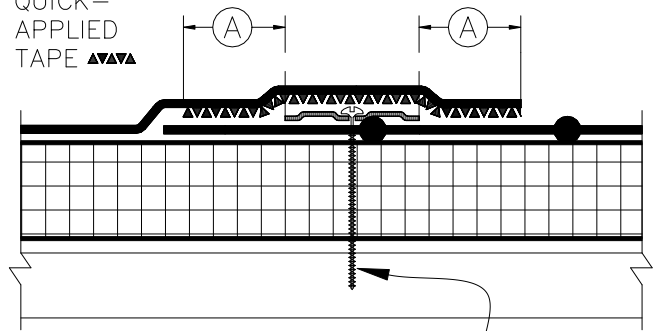


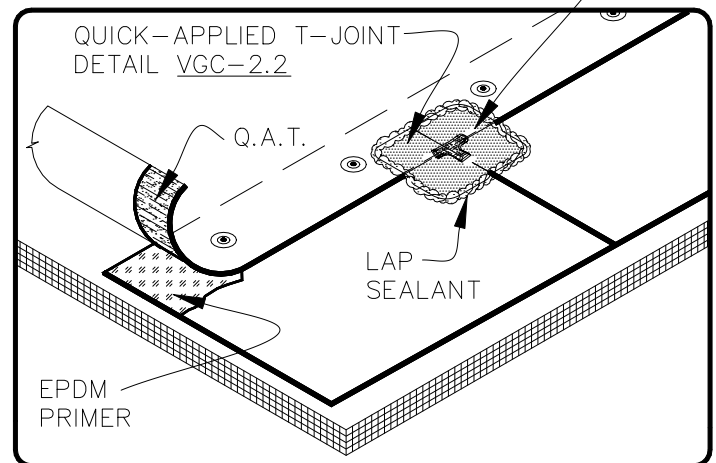
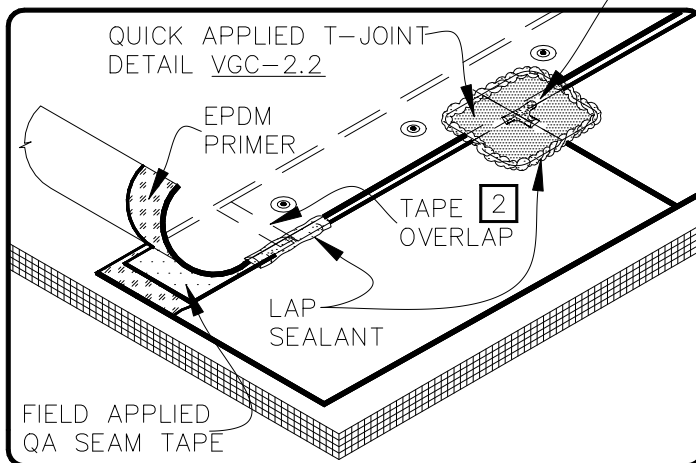
6" (15cm) WIDE QA SEAM TAPE SPLICE



6" (15cm) WIDE FACTORY APPLIED TAPE

QUICK-
APPLIED
TAPE ▲▲▲▲SEAM PLATE & FASTENER
POSITIONED OVER PRE-PRINTED
BLUE MARKS. FASTEN MAX. 12"
(30cm) O.C. [1]

DIMENSIONS	cm	
(A)	2"	5
(B)	1/8"	0.5 TO
	1/2"	1.5

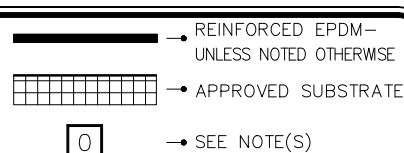
LAP SEALANT BELOW THE
T-JOINT COVER [3]

NOTES:

1. HPX FASTENERS AND POLYMER SEAM PLATES ARE REQUIRED OVER STEEL DECKS.
2. OVERLAP THE ENDS OF FIELD APPLIED QA SEAM TAPE A MINIMUM OF 1" (2.5cm). APPLY LAP SEALANT AT TAPE OVERLAPS 2" (5cm) IN EACH DIRECTION AS SHOWN.
3. APPLY LAP SEALANT ALONG THE LEADING EDGE OF THE MEMBRANE SPLICE UNDER THE 6" (15cm) T-JOINT COVER, COVERING THE EXPOSED SPLICE TAPE 1/2" (1.5cm) IN ALL DIRECTIONS FROM THE SPLICE INTERSECTION.
4. END LAPS SHALL BE SPLICED USING 3" (7.5cm) WIDE QA SEAM TAPE. REFER TO DETAIL VGMA-2.2.
5. LAP SEALANT IS REQUIRED ON CUT EDGES OF REINFORCED EPDM MEMBRANE.

Q.A.T (QA SEAM TAPE)

MAXIMUM WARRANTY: 20 YEARS

MECHANICALLY ATTACHED
EPDM MEMBRANE SPLICEMECHANICALLY
ATTACHED EPDM

VGMA-2.1