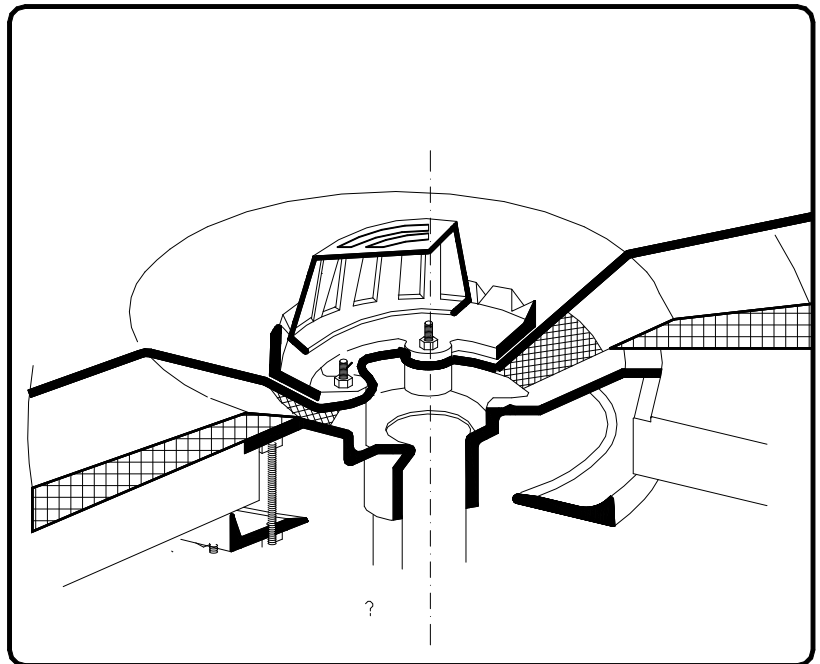
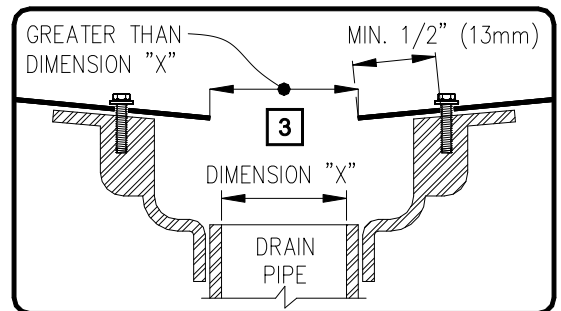


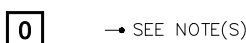


NOTES:

1. ROOF DRAIN SIZE AND NUMBER OF DRAINS SHALL BE IN ACCORDANCE WITH THE LOCAL CODES.
2. ALL BOLTS OR CLAMPS MUST BE IN PLACE TO PROVIDE CONSTANT COMPRESSION ON WATER CUT-OFF MASTIC.
3. THE HOLE IN THE MEMBRANE SHALL EXCEED THE DIAMETER OF THE DRAIN PIPE, BUT SHALL BE NO LESS THAN 1/2" (13mm) FROM THE ATTACHMENT POINTS OF THE DRAIN CLAMPING RING.
4. REMOVE EXISTING LEAD, FLASHING MATERIAL & ENSURE THE DRAIN RING IS COMPLETELY CLEAN DOWN TO BARE METAL.
5. FIELD SPLICES MUST BE LOCATED AT LEAST 6" (152mm) OUTSIDE THE DRAIN SUMP.
6. INSULATION TAPER SHALL NOT BE GREATER THAN 6" (152mm) IN 12" (305mm) HORIZONTAL.



ROOF DRAIN

 → EPDM MEMBRANE
 → APPROVED SUBSTRATE
 → SEE NOTE(S)

THERMOSET ROOFING SYSTEM

VGC-6.1