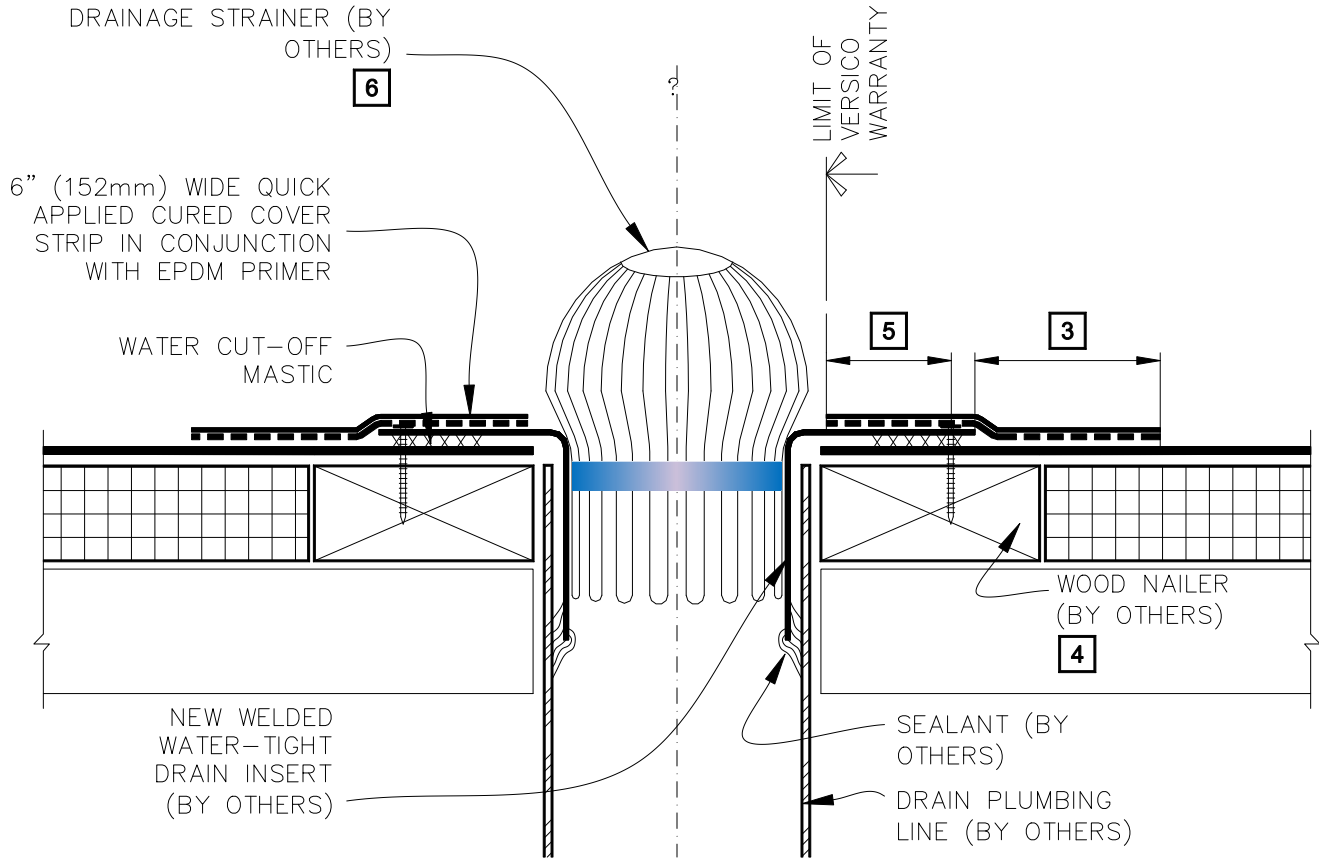


CAUTION

FOR PROJECTS WITH 25 AND 30-YEAR WARRANTIES, THE DRAIN INSERT FLANGE MUST BE OVERLAID WITH TWO LAYERS OF QUICK APPLIED FLASHING. THE BOTTOM LAYER SHALL BE 6" (152mm) WIDE QUICK APPLIED CURED COVER STRIP COVERED WITH A 9" (229mm) WIDE TOP LAYER OF QUICK APPLIED UNCURED EPDM FLASHING. BOTH LAYERS SHALL BE SEALED WITH CONTINUOUS LAP SEALANT.






NOTES:

1. WATER CUT-OFF MASTIC MUST BE UNDER CONSTANT COMPRESSION.
2. APPLY EPDM PRIMER TO METAL FLANGE AND MEMBRANE SURFACE PRIOR TO INSTALLING QUICK APPLIED FLASHING
3. QUICK APPLIED CURED COVER STRIP FLASHING MUST OVERLAP DECK MEMBRANE MINIMUM 3" (76mm).
4. WOOD NAILER MUST EXTEND PAST TOTAL WIDTH OF DECK FLANGE.
5. DRAIN INSERT FLANGE MUST BE TOTALLY COVERED BY QUICK APPLIED CURED COVER STRIP WITH MINIMUM 2" (51mm) COVERAGE PAST NAIL HEADS.
6. CONSULT SPECIFIER OR APPLICABLE CODES FOR ADEQUATE DRAINAGE STRAINER TO AVOID PONDING WATER. DO NOT RESTRICT WATER FLOW.



INSERT DRAIN THROUGH DECK

 → EPDM MEMBRANE
 → APPROVED SUBSTRATE
 → SEE NOTE(S)

THERMOSET ROOFING SYSTEM
VGC-6.4