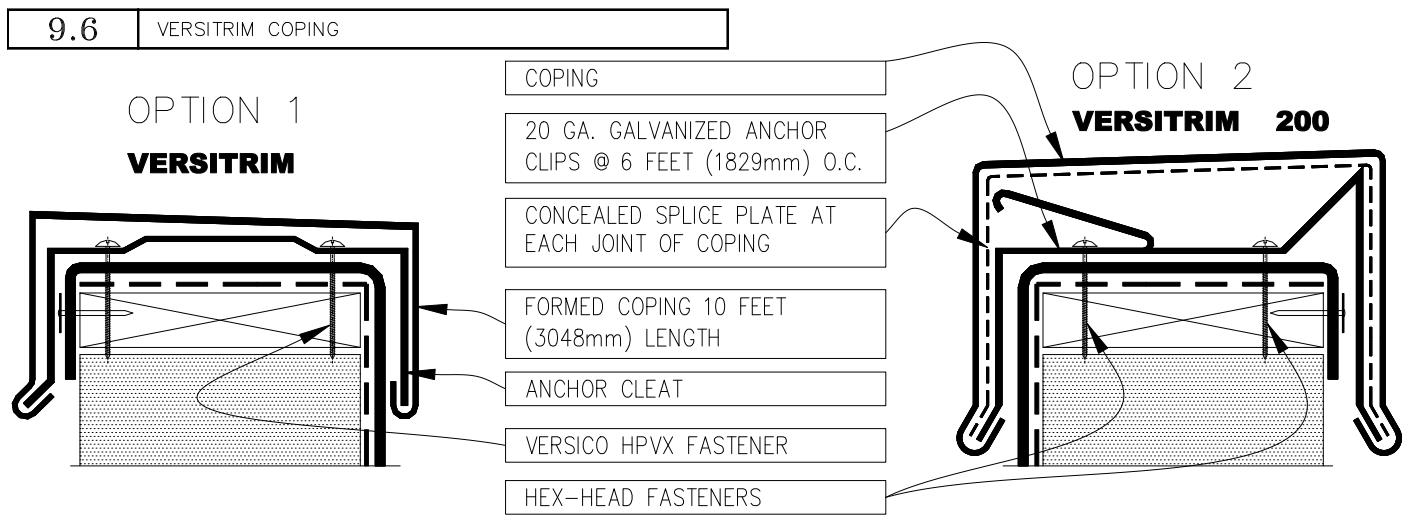
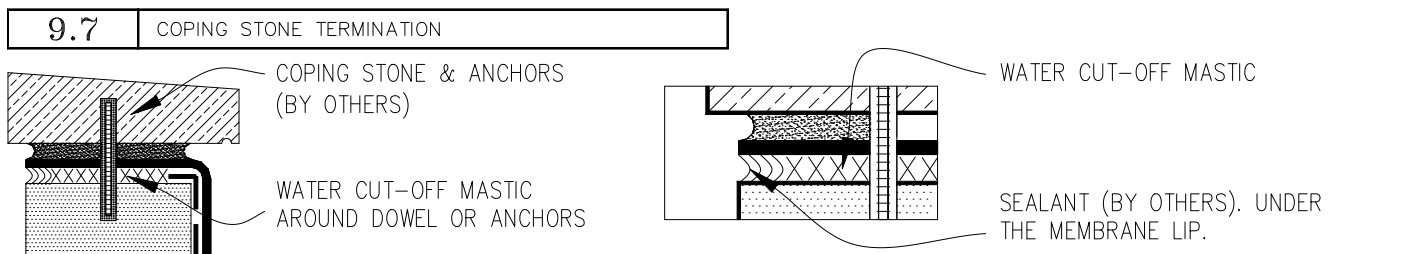


- NOTES:
1. APPLY ON HARD SMOOTH SURFACE ONLY.
 2. DO NOT WRAP COMPRESSION TERMINATION BAR AROUND CORNERS.
 3. VERTICAL JOINTS IN THE PRE-CAST PANEL AS WELL AS ALL GAPS AT THE JUNCTION OF THE TILT-UP PANEL AND ROOF DECK MUST BE FULLY SEALED TO PREVENT AIR INFILTRATION.
 4. CONTINUOUS COUNTER FLASHING REQUIRED FOR WARRANTY PROJECTS EXCEEDING 20-YEARS.



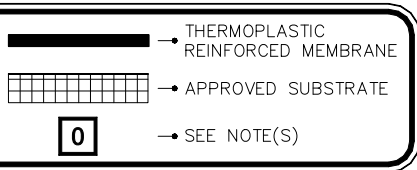
- NOTE:
1. MEMBRANE SHOULD BE EXTENDED AT CORNERS TO PROVIDE COMPLETE COVERAGE OF THE TOP WALL SURFACE. REFER TO DETAIL TPC-9.2.
 2. REFER TO VERSITRIM COPING INSTALLATION INSTRUCTION MANUAL FOR STEP-BY-STEP INSTRUCTION PROCEDURES.



— — — — — VERSICO BONDING ADHESIVE xxxxxxxx WATER CUT-OFF MASTIC— MUST BE HELD UNDER CONSTANT COMPRESSION.



MEMBRANE TERMINATIONS, PAGE 2 OF 2



THERMOPLASTIC ROOFING SYSTEM
TPC-9.0B