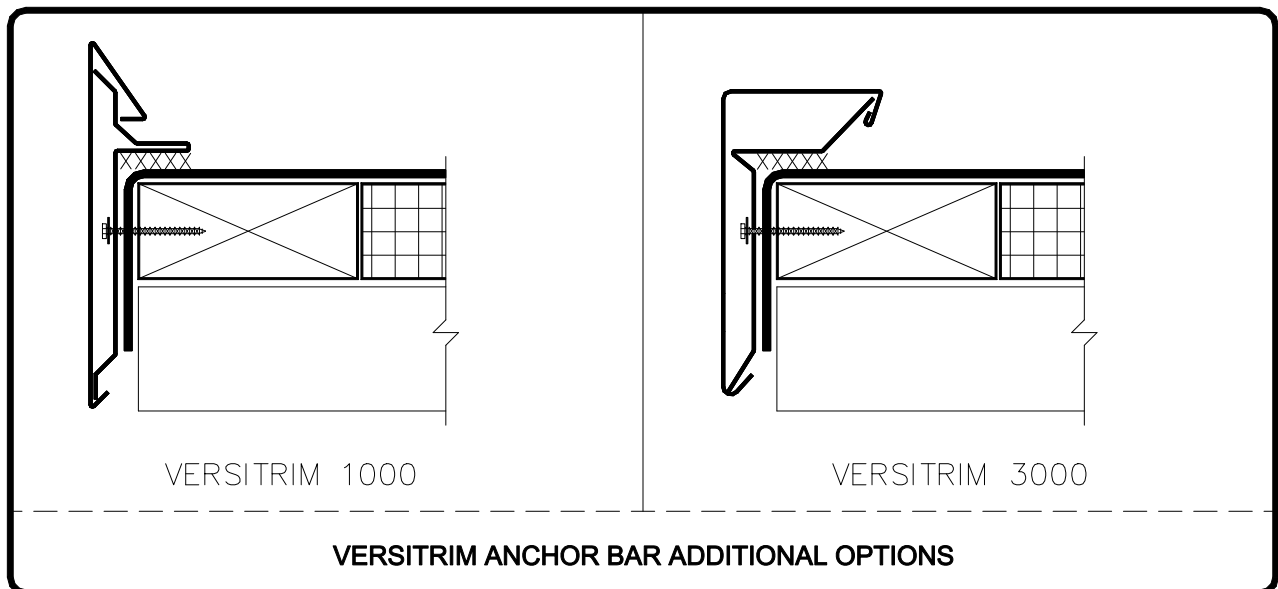


VERSITRIM 2000

NOTES:




1. REFER TO VERSITRIM INSTALLATION INSTRUCTION MANUAL FOR THE STEP BY STEP INSTALLATION PROCEDURES AND FOR THE VARIOUS PRODUCT FEATURES AVAILABLE.
2. IF INCIDENTAL/TEMPORARY PONDED WATER IS EXPECTED, THE VERSITRIM MUST BE ELEVATED AND SCUPPERS PROVIDED FOR DRAINAGE.
3. ENSURE ROOF SLOPES AWAY FROM VERSITRIM.



VERSITRIM ANCHOR BAR ADDITIONAL OPTIONS



**VERSITRIM 1000, 2000 & 3000**

 → THERMOPLASTIC REINFORCED MEMBRANE  
 → APPROVED SUBSTRATE  
 → SEE NOTE(S)

THERMOPLASTIC ROOFING SYSTEM

**TPC-1.6**