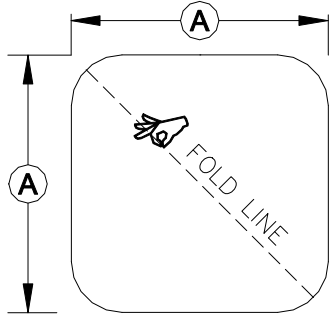
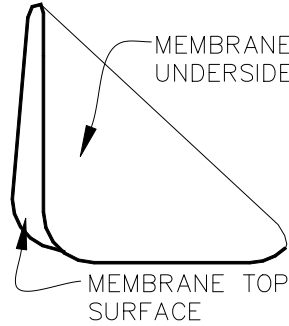


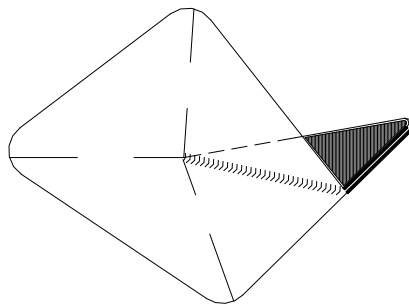
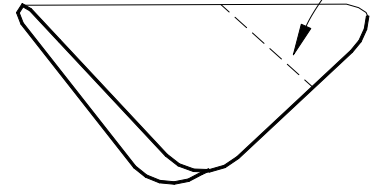
CAUTION DETAIL NOT FOR USE ON 25 OR 30-YEAR WARRANTY PROJECTS, PRE-FABRICATED/PRE-MOLDED ACCESSORIES MUST BE UTILIZED. ACCEPTABLE FLASHING SHALL CONFORM WITH THERMOPLASTIC COMMON DETAIL TPC-15.1.



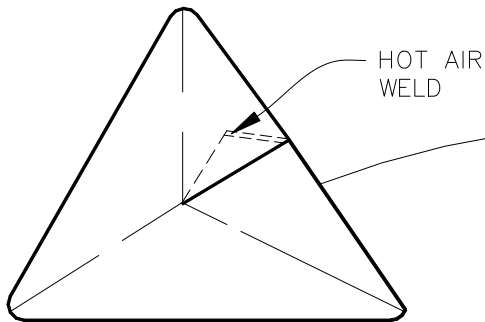
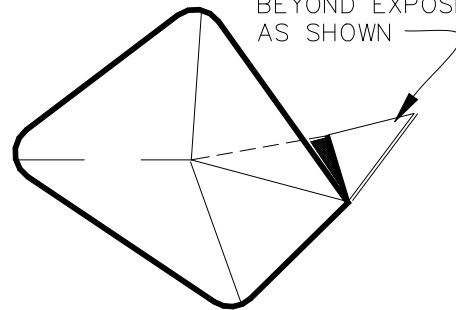
CUT A SECTION OF THERMOPLASTIC NON-REINFORCED MEMBRANE WITH ROUNDED CORNERS



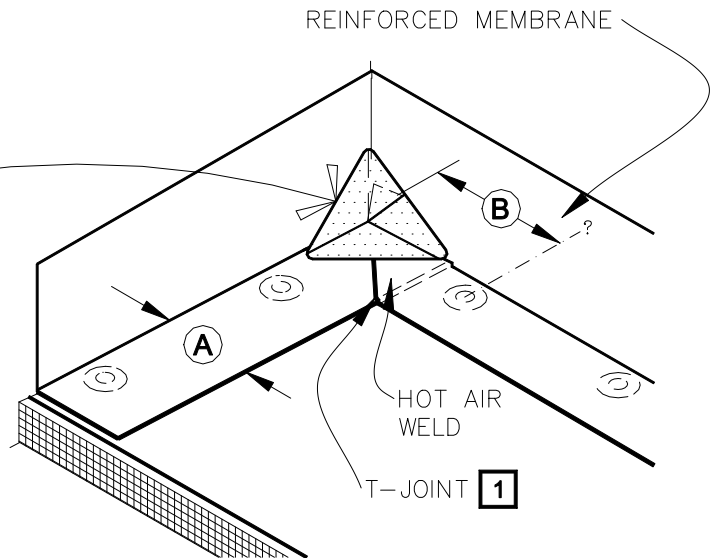
HEAT WELD APPROX. 1/4 OF AREA AS SHOWN



TRIM TRIANGULAR FLAP BEYOND EXPOSED CORNER AS SHOWN



POSITION AND HEAT WELD CORNER IN PLACE AS SHOWN



DIMENSIONS	mm	
(A) 6"	152	APPROX.
(B) 6"-9"	152-229	

NOTES:

1. WHEN USING 60 OR 80-MIL MEMBRANE, APPLY A 4-1/2" (114mm) DIAMETER "T-JOINT" COVER AT ALL FIELD SPLICE INTERSECTIONS.



FIELD FABRICATED INSIDE CORNER FLASHING

THERMOPLASTIC ROOFING SYSTEM

TPC-15.2