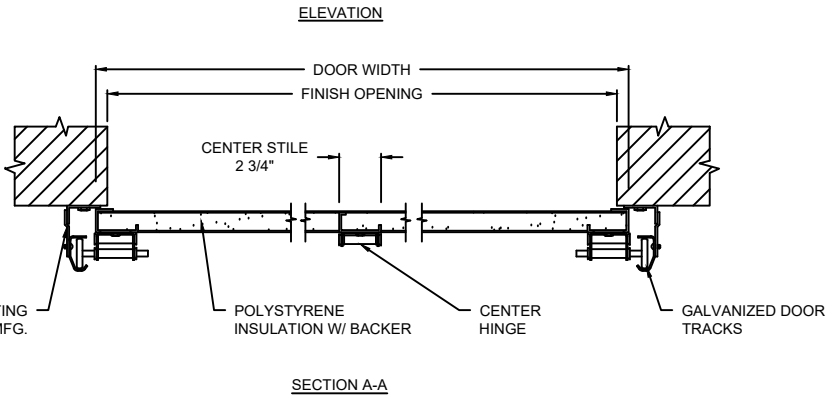
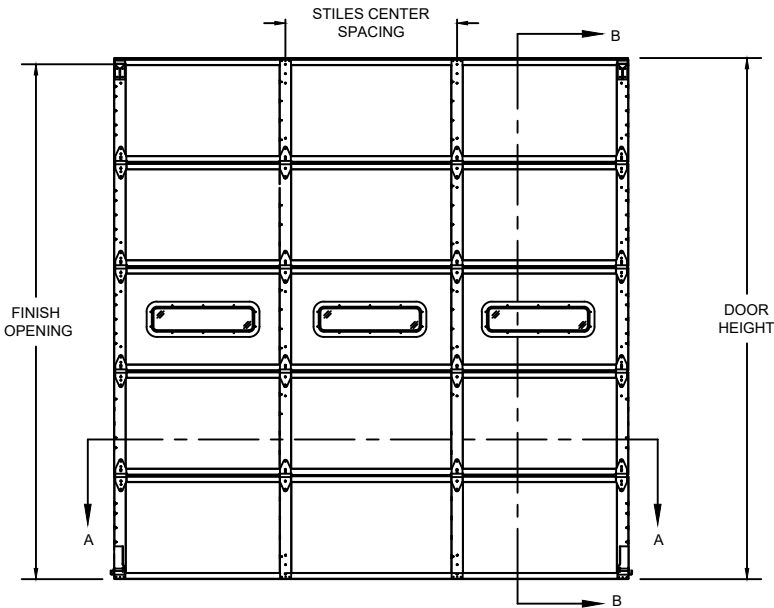
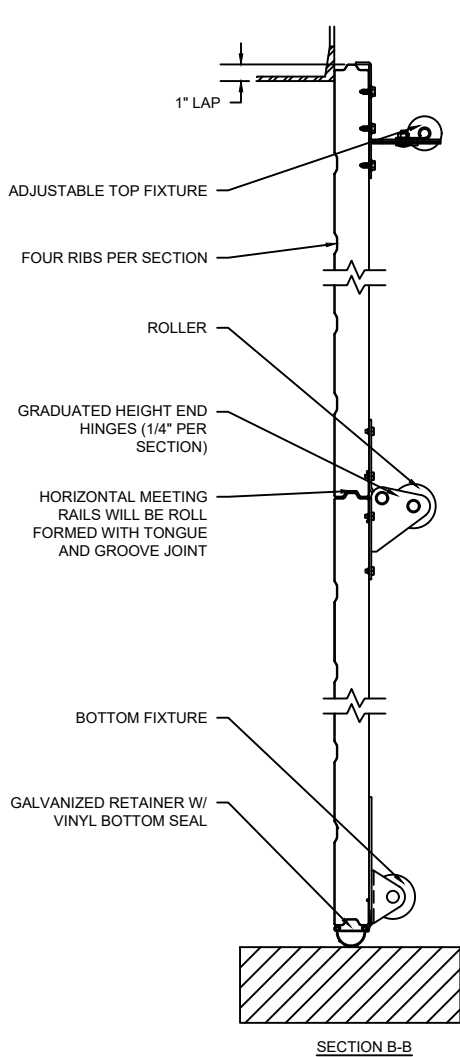


MODEL	STANDARD MAX. VALUES	
	WIDTH	HEIGHT
CX-2400	20' 2"	16' 1"

NOTE: 5 SECTION, 3 PANEL, 3 WINDOW DOOR SHOWN.
SECTION, PANEL, AND WINDOW QTY WILL VARY



OPTIONS	
OPENING WIDTH	
OPENING HEIGHT	
DOOR TRACK SIZE	<input type="checkbox"/> 2" <input type="checkbox"/> 3"
END STILES	<input type="checkbox"/> SINGLE <input type="checkbox"/> DOUBLE
STILES SPACING	<input type="checkbox"/> 40" <input type="checkbox"/> 48"
WINDOW OPTIONS	<input type="checkbox"/> 24" X 6" VISION LITE <input type="checkbox"/> FULL-VIEW LITES
SEAL OPTIONS	<input type="checkbox"/> JAMB SEAL <input type="checkbox"/> STANDARD BOTTOM SEAL <input type="checkbox"/> TOP SEAL
LOCK OPTIONS	<input type="checkbox"/> DOUBLE LOCK BAR <input type="checkbox"/> SHORT LOCK BAR <input type="checkbox"/> STANDARD SLIDE LOCK
INSULATION BACKER OPTIONS	<input type="checkbox"/> EMBOSSED BACKER <input type="checkbox"/> VINYL BACKER

COMPONENT	MATERIAL	OPERATION	NOTES:
SECTIONS	24 GA. NOM. ROLL-FORMED GALVANIZED	MANUAL PUSH UP	- WARRANTY: 1-YEAR LIMITED - INSULATION WILL BE COMPOSED OF POLYSTYRENE PROVIDING INSULATION FACTORS OF 7.64 R-VALUE. OVERHEAD DOOR™ BRAND USES A CALCULATED DOOR SECTION R-VALUE FOR OUR INSULATED DOORS.
CENTER/END STILES	20 GA. STEEL		
HARDWARE	GALVANIZED STEEL		
WEATHERSTRIP	FLEXIBLE VINYL		

SECTIONAL

CX-2400 SECTIONAL STEEL DOORS (INSULATED)

DWG. NO.	DATE:	Wayne Dalton.
SHEET	BY:	