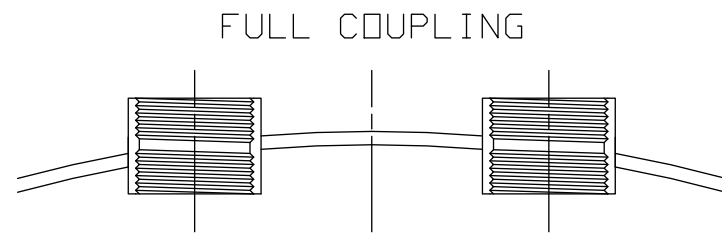
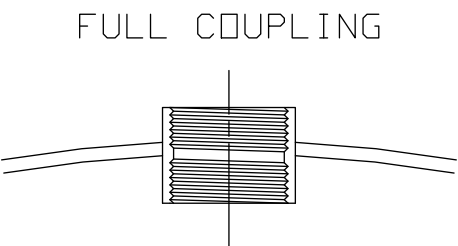
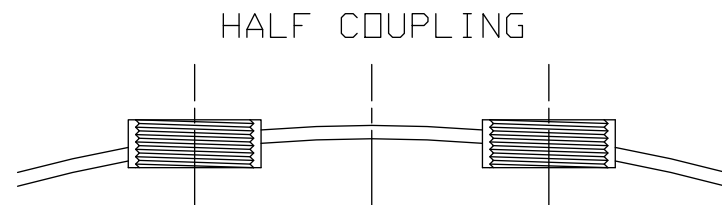
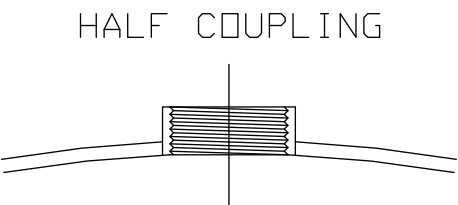
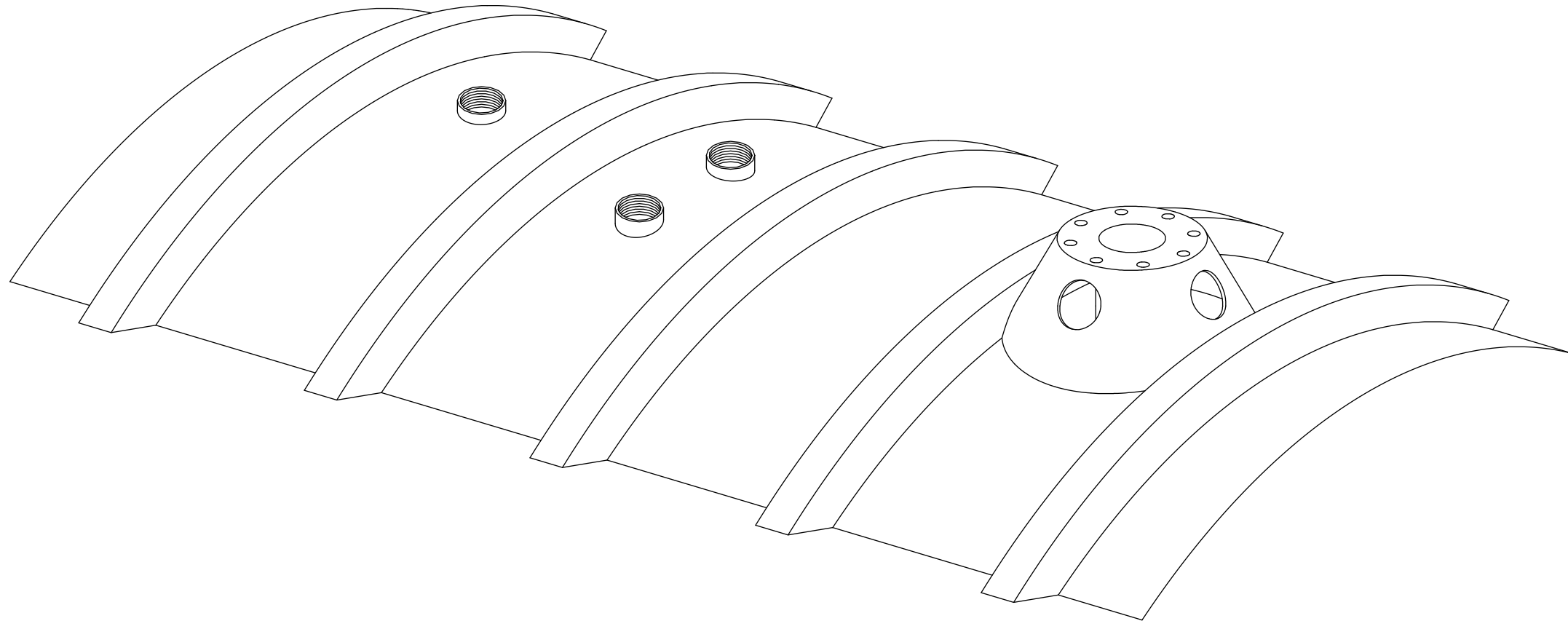


FITTING NOTES:

- ALL NPT FITTINGS MUST BE POSITIONED ON THE TOP CENTERLINE OF THE TANK.
- AVAILABLE IN 2", 4" AND 6" SIZES.

FLANGED NOZZLE NOTES:

- ALL BOLTING PATTERNS CONFORM TO ANSI B16.5 150# STANDARD.
- ALL FLANGED NOZZLES ARE AXIALLY MOUNTED ON THE TANK TOP CENTERLINE.



SINGLE NPT

DUPLEX NPT

NOZZLE SIZES

NOZZLE DIA	# OF BOLTS	CIRCLE DIA.	HOLE DIA.	FLANGE DIA.	PROJECT HGT.
2"	4	4 3/4"	3/4"	6"	6"
4"	8	7 1/2"	3/4"	9"	6"
6"	8	9 1/2"	7/8"	11"	6"
8"	8	11 3/4"	7/8"	13 1/2"	6"
10"	12	14 1/4"	1"	16"	6"
12"	12	17"	1"	19"	6"
14"	12	18 3/4"	1 1/8"	21"	6"

NON U. L.

**XERXES**<sup>®</sup>  
a zcl company

TITLE HALF & FULL COUPLINGS,  
SINGLE & DUPLEX FITTINGS,  
CONICAL NOZZLE

DATE 3-05 DR. NO. S11-370.01