



SOUND TRANSMISSION LOSS TEST REPORT NO. TL03-453

CLIENT: AMSCO WINDOWS
1880 South 1045 West
P.O. Box 25368
Salt Lake City, Utah 84125
TEST DATE: 4 December 2003

Page 1 of 2
12 January 2004

INTRODUCTION

The methods and procedures used for this test conform to the provisions and requirements of ASTM E 90-02, *Standard Test Method for Laboratory Measurement of Airborne Sound Transmission Loss of Building Partitions*. Details of the procedure will be furnished upon request. The test chamber source and receiving room volumes are 204 and 148.4 cubic meters respectively. Western Electro-Acoustic Laboratory is accredited by the United States Department of Commerce, National Institute of Standards and Technology under the National Voluntary Accreditation Program (NVLAP) Lab Code 100256-0 for this test procedure. This test report relates only to the item(s) tested. Any advertising that utilizes this test report or test data must not imply product certification or endorsement by WEAL, NVLAP, NIST or the U.S. Government.


DESCRIPTION OF TEST SPECIMEN

The test specimen was an AMSCO VLS with sound control vinyl double picture window assembly. The specimen was installed by screwing the nailing fin around the entire perimeter to the wood edge of the test chamber opening. The specimen was sealed into the test chamber opening with a heavy duct seal putty around the entire perimeter on both sides. The exterior glazing consisted of a 3/4 inch (19.1 mm) dual glazed unit which was 3/32 inch (2.4 mm) single strength glass, 9/16 inch (14.3 mm) air space, and 3/32 inch (2.4 mm) single strength glass. The unit was glazed into the main frame using glazing tape and a vinyl snap in bead. The interior glazing consisted of 3/16 inch (4.8 mm) monolithic glass and was glazed into a secondary frame using glazing tape and a vinyl snap in bead. The weather stripping used on the secondary panel was 260 high 187 back (.260 in. x .187 in.) fin seal around the entire exterior perimeter. The secondary panel was held in place using a vinyl snap in bead. The nominal spacing between the two panels was 2-3/4 inches (69.9 mm) glass to glass. The net outside frame dimensions of the window assembly were 71-1/2 inches (1.82 m) wide by 47-1/2 inches (1.21 m) high by 5-5/8 inches (142.9 mm) deep. The overall weight of the assembly was 120.5 lbs. (54.7 kg) for a calculated surface density of 5.11 lbs./ft² (24.9 kg/m²). The two 3/8 inch (9.5mm) wide by 1/8 inch (3.2 mm) high weep holes were open.


RESULTS OF THE MEASUREMENTS

One-third octave band sound transmission loss values are plotted and tabulated on the attached sheet. ASTM minimum volume requirements are met at 80 Hz and above. The Sound Transmission Class rating determined in accordance with ASTM E 413-87 (Reapproved 1999) was STC-41.

Approved:


Gary E. Mange
Laboratory Manager

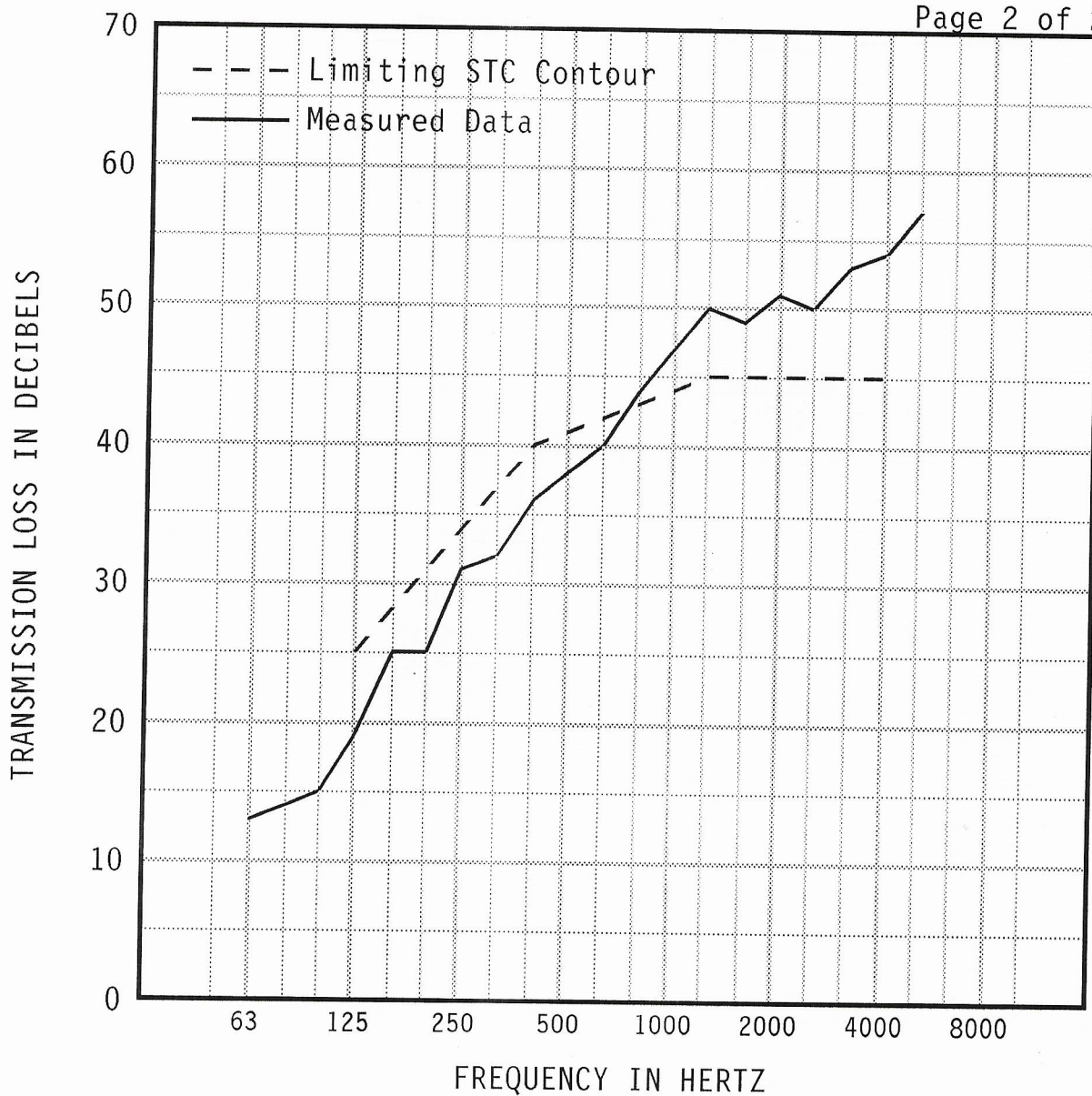
Respectfully submitted,
Western Electro-Acoustic Laboratory, Inc.


Leo Amezcua
Acoustical Test Technician

WESTERN ELECTRO-ACOUSTIC LABORATORY, INC.

Report No. TL03-453

Page 2 of 2



1/3 OCT BND CNTR FREQ	63	80	100	125	160	200	250	315	400	500
TL in dB	13	14	15	19	25	25	31	32	36	38
95% Confidence in dB deficiencies	1.42	1.92	2.07	1.47 (6)	0.89 (3)	0.76 (6)	0.80 (3)	0.52 (5)	0.36 (4)	0.38 (3)
1/3 OCT BND CNTR FREQ	630	800	1000	1250	1600	2000	2500	3150	4000	5000
TL in dB	40	44	47	50	49	51	50	53	54	57
95% Confidence in dB deficiencies	0.29 (2)	0.44	0.38	0.39	0.36	0.56	0.55	0.31	0.32	0.50

EWR	OITC
40	28

Specimen Area: 23.585 sq.ft.
 Temperature: 72 deg. F
 Relative Humidity: 47 %
 Test Date: 04 December 2003

STC
 41
 (32)

Report must be distributed in its entirety except with written authorization from Western Electro-Acoustic Laboratory



NVLAP LAB CODE 100256-0