



# WESTERN ELECTRO - ACOUSTIC LABORATORY

A division of Veneklasen Associates, Inc.

T E S T I N G • C A L I B R A T I O N • R E S E A R C H

25132 Rye Canyon Loop Santa Clarita, California 91355 Tel: (661) 775-3741 Fax: (661) 775-3742 www.weal.com

## SOUND TRANSMISSION LOSS TEST REPORT NO. TL09-111

CLIENT: **AMSCO Windows**  
1880 South 1045 West  
P.O. Box 25368  
Salt Lake City, Utah 84125

Page 1 of 2  
9 February 2009

TEST DATE: 19 January 2009

### INTRODUCTION

The methods and procedures used for this test conform to the provisions and requirements of ASTM E 90-04, *Standard Test Method for Laboratory Measurement of Airborne Sound Transmission Loss of Building Partitions*. Copies of the test standard are available at [www.astm.org](http://www.astm.org). The test chamber source and receiving room volumes are 204 and 148.4 cubic meters respectively. Western Electro-Acoustic Laboratory is accredited by NVLAP (National Voluntary Laboratory Accreditation Program) Lab Code 100256-0 for this test procedure. NVLAP is part of the United States Department of Commerce, National Institute of Standards and Technology (NIST). This test report relates only to the item(s) tested.

Any advertising that utilizes this test report or test data must not imply product certification or endorsement by WEAL, NVLAP, NIST or the U.S. Government.


### DESCRIPTION OF TEST SPECIMEN

The test specimen was an AMSCO vinyl Studio Picture Window assembly. The specimen was installed by screwing the nailing fin around the entire perimeter to the wood edge of the test chamber opening. The specimen was sealed into the test chamber opening with latex caulking around the entire perimeter on the source room side and a heavy duct seal putty around the entire perimeter on the receive room side. The glazing consisted of a 1 inch (25.4 mm) dual glazed unit which was 1/8 inch (3.2 mm) double strength glass, 3/4 inch (19.1 mm) air space, and 1/8 inch (3.2 mm) double strength glass. The unit was glazed into the main frame using glazing tape and a vinyl snap in bead. The net outside frame dimensions of the window assembly were 71-1/2 inches (1.82 m) wide by 47-1/2 inches (1.21 m) high by 5-5/16 inches (135 mm) deep. The overall weight of the assembly was 83 lbs. (37.6 kg) for a calculated surface density of 3.52 lbs./ft<sup>2</sup> (17.2 kg/m<sup>2</sup>). The two weep holes were normal with covers.


### RESULTS OF THE MEASUREMENTS

One-third octave band sound transmission loss values are plotted and tabulated on the attached sheet. ASTM minimum volume requirements are met at 80 Hz and above. The Sound Transmission Class rating determined in accordance with ASTM E 413-04 was STC-28.

Approved:

  
Gary E. Mange  
Laboratory Director

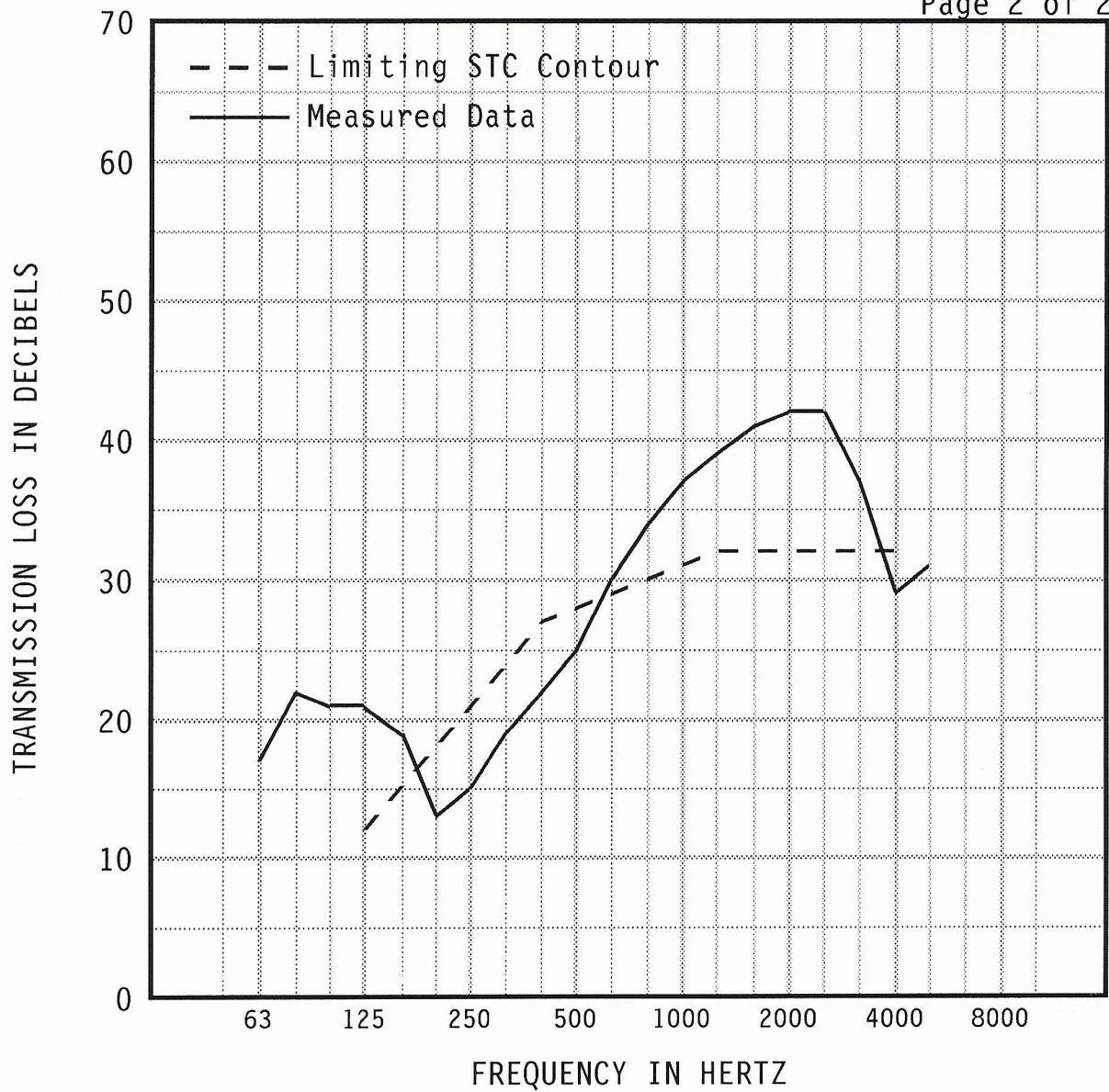
Respectfully submitted,  
Western Electro-Acoustic Laboratory

  
Raul Martinez  
Acoustical Test Technician

# WESTERN ELECTRO-ACOUSTIC LABORATORY

Report No. TL09-111

Page 2 of 2



1/3 OCT BND CNTR FREQ	63	80	100	125	160	200	250	315	400	500
TL in dB	17	22	21	21	19	13	15	19	22	25
95% Confidence in dB deficiencies	1.42	1.92	2.07	1.47	0.89	0.76 (5)	0.80 (6)	0.52 (5)	0.36 (5)	0.38 (3)
1/3 OCT BND CNTR FREQ	630	800	1000	1250	1600	2000	2500	3150	4000	5000
TL in dB	30	34	37	39	41	42	42	37	29	31
95% Confidence in dB deficiencies	0.29	0.44	0.38	0.39	0.36	0.56	0.55	0.31	0.32 (3)	0.50
EWR	OITC	Specimen Area: 23.59 sq.ft. Temperature: 70 deg. F Relative Humidity: 31 % Test Date: 19 January 2009								STC
29	23									28 (27)

Report must be distributed in its entirety except with written authorization from Western Electro-Acoustic Laboratory



NVLAP LAB CODE 100256-0