



REPORT
SOUND TRANSMISSION LOSS TEST NO. TL01-498

CLIENT: AMSCO
TEST DATE: 18 September 2001

INTRODUCTION

The methods and procedures used for this test conform to the provisions and requirements of ASTM E 90-99, *Standard Test Method for Laboratory Measurement of Airborne Sound Transmission Loss of Building Partitions*. Details of the procedure will be furnished upon request. The test chamber source and receiving room volumes are 204 and 148.4 cubic meters respectively. Western Electro-Acoustic Laboratory is accredited by the United States Department of Commerce, National Institute of Standards and Technology under the National Voluntary Accreditation Program (NVLAP) for this test procedure. This test report relates only to the item(s) tested. Any advertising that utilizes this test report or test data must not imply product certification or endorsement by WEAL, NVLAP, NIST or the U.S. Government.


DESCRIPTION OF TEST SPECIMEN

The test specimen was an AMSCO VX1 Series vinyl sliding glass door assembly. The specimen was sealed into the test chamber opening with a heavy duct seal putty around the entire perimeter on both sides. The glazing consisted of 1 inch (25.4 mm) dual glazed units which were 1/8 inch (3.2 mm) double strength glass, 3/4 inch (19.1 mm) air space, and 1/8 inch (3.2 mm) double strength glass. The fixed unit was glazed into the main frame and the operable unit was glazed into its individual frame using glazing tape and a vinyl snap in bead. The weather stripping used was 240 high 187 back (.240 in. x .187 in.) fin seal on the full exterior perimeter of the operable panel. A vinyl snap in interlock adapter was attached to the fixed panel and a single strip of 240 high 187 back (.240 in. x .187 in.) fin seal was used on the interlock adapter. The net outside frame dimensions of the window assembly were 71-1/2 inches (1.82 m) wide by 79-1/2 inches (2.02 m) high by 4-3/4 inches (.121 m) deep. The overall weight of the assembly was 164.5 lbs. (74.6 kg) for a calculated surface density of 4.14 lbs./ft² (20.2 kg/m²). The two weep holes were normal and open. The operable portion of the assembly was opened and closed five times immediately prior to the test.


RESULTS OF THE MEASUREMENTS

One-third octave band sound transmission loss values are tabulated on the attached sheet. ASTM minimum volume requirements are met at 125 Hz and above. The Sound Transmission Class rating determined in accordance with ASTM E 413-87 (Reapproved 1999) was STC-31.

Approved:


Gary E. Mange
Laboratory Manager

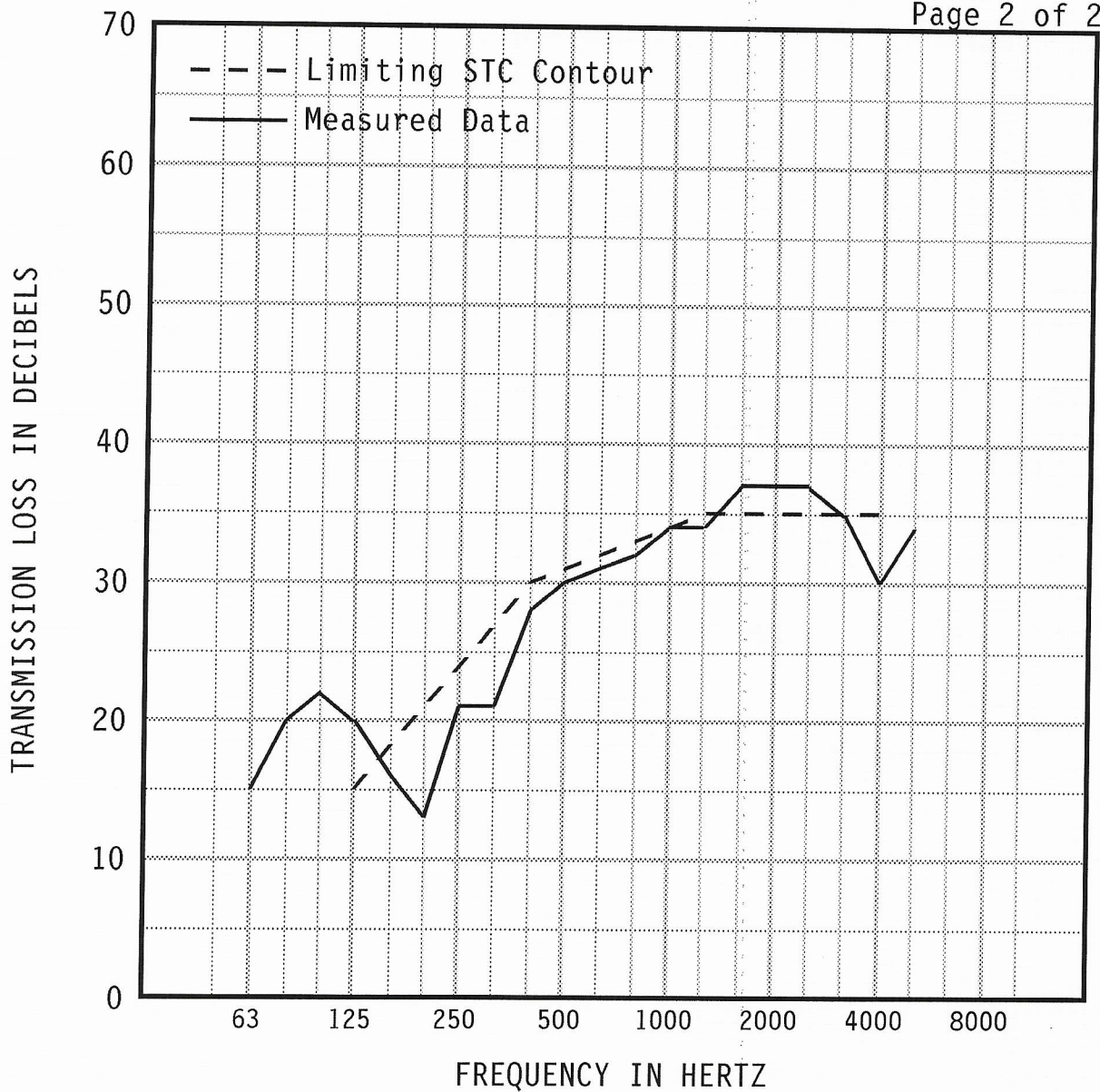
Respectfully submitted,
Western Electro-Acoustic Laboratory, Inc.


Leo Amezcua
Acoustical Test Technician

WESTERN ELECTRO-ACOUSTIC LABORATORY, INC.

Report No. TL01-498

Page 2 of 2



1/3 OCT BND CNTR FREQ	63	80	100	125	160	200	250	315	400	500
TL in dB	15	20	22	20	16	13	21	21	28	30
95% Confidence in dB deficiencies	6.69	3.98	7.24	1.95	2.48 (2)	1.47 (8)	1.62 (3)	0.76 (6)	0.68 (2)	0.35 (1)
1/3 OCT BND CNTR FREQ	630	800	1000	1250	1600	2000	2500	3150	4000	5000
TL in dB	31	32	34	34	37	37	37	35	30	34
95% Confidence in dB deficiencies	0.73 (1)	0.62 (1)	0.85 (0)	0.62 (1)	0.46	0.77	0.57	0.55 (0)	0.32 (5)	0.56

EWR	OITC	Specimen Area: 39.75 sq.ft.	STC
31	23	Temperature: 77.7 deg. F	31
		Relative Humidity: 52 %	(30)
		Test Date: 18 September 2001	

Report must be distributed in its entirety except with written authorization from Western Electro-Acoustic Laboratory



ACCREDITED BY THE NATIONAL INSTITUTE OF STANDARDS AND TECHNOLOGY (NIST),
NATIONAL VOLUNTARY LABORATORY ACCREDITATION PROGRAM FOR SELECTED TEST METHODS FOR ACOUSTICS.