



ENVIRONMENTAL PRODUCT DECLARATION

In accordance with ISO 14025 and ISO 21930:2017

SmartEPD-2023-002-0008-01

XLERATORsync Hand Dryer, 120V

Date of Issue:
Jul 10, 2023

Expiration:
Jul 10, 2028

Last updated:
Jul 10, 2023





General Information

EPD Holder:

Excel Dryer

357 Chestnut St, East Longmeadow, MA 01028, USA

888-709-9827

sales@exceldryer.com

exceldryer.com

Product Name:	XLERATORsync Hand Dryer, 120V
Functional Unit:	100,000 instances of hand drying
Declaration Number:	SmartEPD-2023-002-0008-01
Date of Issue:	July 10, 2023
Expiration:	July 10, 2028
Last updated:	July 10, 2023
EPD Scope:	Cradle to grave A1 – A3, A4, A5, B1 - B3, C1 - C4
Market(s) of Applicability:	North America

Reference Standards

Standard(s): ISO 14025, ISO 14040, ISO 14044

Core PCR:

UL PCR for Hand Dryers v.1

Valid until: July 13, 2024

Date of issue: July 13, 2016

Sub-category PCR review panel:

Contact Smart EPD for more information.

General Program Instructions:

Smart EPD General Program Instructions v.1.0, November 2022

Verification Information

LCA Author/Creator:

Cher Xue

info@truenorthcollective.net

TrueNorth Collective

EPD Program Operator:

Smart EPD

www.smartepd.com

info@smartepd.com

585 Grove St., Ste. 145 PMB 966,
Herndon, VA 20170, USA

Verification:

Independent critical review of the LCA and data, according to ISO 14044 and ISO 14071:

External

Anna Lasso

anna.lasso@smartepd.com

Smart EPD

Thomas P Gloria

t.gloria@industrial-ecology.com

Industrial Ecology Consultants

Alison Conroy

alisonleeconroy@gmail.com

Independent Contractor

Independent external verification of EPD, according to ISO 14025 and reference PCR(s):

External

Anna Lasso

anna.lasso@smartepd.com

Smart EPD

Limitations, Liability, and Ownership

Environmental declarations from different programs (ISO 14025) may not be comparable. Comparison of the environmental performance of products using EPD information shall be based on the product's use and impacts at the building level, and therefore EPDs may not be used for comparability purposes when not considering the whole building life cycle. EPD comparability is only possible when all stages of a life cycle have been considered. However, variations and deviations are possible. Example of variations: Different LCA software and background LCI datasets may lead to differences results for upstream or downstream of the life cycle stages declared.

The EPD owner has sole ownership, liability, and responsibility for the EPD.

Organization Information

Excel Dryer manufactures American-made, touchless hand dryers and accessories to help commercial facilities create a hygienic restroom environment. For more than 50 years, facilities around the world have used Excel's hand dryers to create clean, modern restrooms that set the standard for sustainability and efficiency. A leader in sustainability, Excel Dryer was the first hand dryer company to commission a peer reviewed Life Cycle Assessment, become a member of the United States Green Building Council, use third-party testing to prove its products' performance, and manufactures the only hand dryers that are Made In USA Certified.

Further information can be found at: <https://www.exceldryer.com/>

Product Description

The XLERATORsync Hand Dryer was developed exclusively for the industry-leading D|13 Systems by D|13 Group. Their sink systems seamlessly fuse our XLERATORsync Hand Dryer on the sink deck allowing users to wash, rinse, and dry hands all in one place, as a result, no water is left on the floor. The XLERATORsync Hand Dryer operates at 120V. Total years of estimated service life (ESL) is 730,000 uses over 10 years of service life.

Further information can be found at: <https://www.exceldryer.com/product/xleratorsync/>

Product Information

Functional Unit:	100,000 instances of hand drying
Mass:	6.78 kg
Reference Service Life:	730,000 Cycles
Estimated Service Life:	10 Years
EPD Type:	<input checked="" type="checkbox"/> Industry Average
	<input checked="" type="checkbox"/> Product Specific

Averaging:

This EPD includes both the Dryer Box and Dryer Spout as part of the XLERATORsync Hand Dryer. Data utilized for this EPD is based on production records for the calendar year 2020 to 2022 and results presented are weighted average based on production volume.

Participating Manufacturers

 Excel Dryer

Plants

 Excel Dryer
357 Chestnut Street, East Longmeadow, MA 01028, USA







Product Specifications

Product SKU(s):	XL-SYNC-C/SP/SI/SF
Product Classification Codes:	UNSPSC - 47131707 (Institutional Hand Dryers)
Product width:	306 mm
Product height:	343 mm
Product depth:	168 mm
Estimated service life:	10 years
Power consumption:	1440 VA
Dry time:	14 seconds
Energy use per operational cycle:	0.21 MJ
Standby power consumption:	0.5 VA
Run on time per use:	0.7 seconds

EPD Data Specificity

Primary Data Year:	2020 to 2022
Manufacturing Specificity:	<ul style="list-style-type: none"> ✓ Manufacturer Specific ✓ Plant Specific ✗ Batch Specific

Software and LCI Data Sources

LCA Software:	 SimaPro v. 9.4.0
LCI Foreground Database(s):	<ul style="list-style-type: none">  Ecoinvent v. 3.8  Cut-Off by Classification  DATASMART LCI Package v. 2021
LCI Background Database(s):	<ul style="list-style-type: none">  Ecoinvent v. 3.8  DATASMART LCI Package v. 2021

Material Composition

Material/Component Category	Origin	% Mass
ABS/PC	United States	33.6
Zinc	United States	24.47
Steel (low-alloyed, hot rolled)	United States	14.34
Copper	United States	7.35
Glass fibre reinforced plastic	United States	4.44
ABS	United States	4.41
Aluminum	United States	2.5
Rubber	United States	2.04
Stainless Steel (chromium steel 18/8)	United States	1.94
Electronics/non-IC	United States	1.47
Paper	United States	1.28
Nylon	United States	0.52
Phenolic Resin	United States	0.36
Mica	United States	0.36
Brass	United States	0.34
Polyurethane Foam	United States	0.28
Carbon Graphite	United States	0.19
Nichrome	United States	0.11
Acrylic	United States	0.01

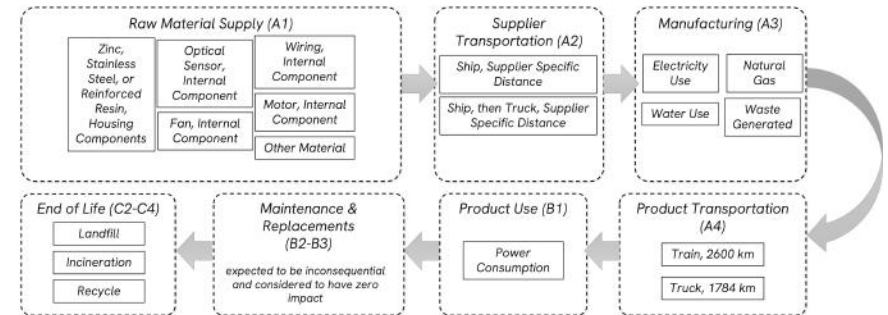
Packaging Material	Origin	kg Mass
Cardboard	United States	0.68
Molded Pulp	United States	0.19
Plastic Bag	United States	0.01

Hazardous Materials
 No regulated hazardous or dangerous substances are included in this product.

System Boundary

Production	A1	Raw material supply	✓
	A2	Transport	✓
	A3	Manufacturing	✓
Construction	A4	Transport to site	✓
	A5	Assembly / Install	ND
Use	B1	Use	✓
	B2	Maintenance & Repair	✓
	B3	Replacement	✓
End of Life	C1	Deconstruction	ND
	C2	Transport	✓
	C3	Waste Processing	✓
	C4	Disposal	✓
Benefits & Loads Beyond System Boundary	D	Recycling, Reuse Recovery Potential	ND

Product Flow Diagram



Life Cycle Module Descriptions

The manufacturing process at Excel facility in East Longmeadow, Massachusetts is mostly assembly and there is no major difference during assembly among all models.

The system boundary for this EPD is cradle-to-grave, covering supplied raw materials (A1), transport from suppliers to Excel Dryer (A2), production of manufactured products (A3), transport out of Excel facilities (A4), use of the product (B1), maintenance (B2), replacement (B3), transport to end-of-life facilities (C2), and waste processing and disposal of the product (C3 and C4).

A number of processes are excluded from the study, as allowed by the PCR (UL 10007, Version 1, 2016). Typically, in an LCA, some aspects within the set boundaries are excluded due to statistical insignificance or irrelevancy to the goal and scope. The following activities were excluded from the scope and boundaries for this study:

- Installation module (A5): The XLERATOR Hand Dryer is an electrical product. For proper electrical connections, local building codes should be consulted and the unit should be installed by a qualified, licensed electrician. Full installation instructions are available in the user's manual, found on the product detailed page: <https://www.exceldryer.com/product/xleratorsync/>. A5 is not declared as it identified as an optional life cycle stage according to the PCR.
- Modules B2 and B3 were considered to have zero impact in the results of this EPD. In the case of B2, the cleaning process involves blowing dust off the product and wiping down the cover as needed. These activities are expected to be inconsequential in the life cycle of the product system and therefore maintenance impacts are excluded. In the case of B3, Replacement is not relevant because the functional unit is shorter than the predicted reference service life (RSL), which is the cycles of operation over the estimated service life (ESL).
- Removal module (C1) is not declared and is optional reported elements according to the PCR.

In addition, the following activities were excluded:

- Human activities (e.g., employee travel to and from work)
- R&D (i.e., the laboratory and inputs related to the development of the technologies)
- Services (e.g., the use of purchased marketing, consultancy services and business travel).
- Construction of capital equipment and maintenance and operation of support equipment

LCA Discussion

All known mass and energy flows are included; no known flows are excluded. All upstream and downstream activities are included using a combination of primary and secondary data. While the majority of inventory data are sourced from primary resources, representative proxies are used to close gaps in the absence of primary data.

While conducting an LCA, if the life cycles of more than one product are connected, allocation of the process inputs should be avoided by using the system boundary expansion approach. according to the reference PCR requirements and ISO 14044:2006, mass should be used as the primary basis for co-product allocation. The allocations of relevance for calculation (appropriation of impacts across various products) shall be indicated, at least:

- Allocation in the use of recycled and/or secondary raw materials.
- Allocation of energy, ancillary and operating materials used for individual products in a factory.

No co-product allocation was necessary in the foreground of the study. Allocation in the Ecoinvent v3.8 was performed according to the cut-off method.

For allocation between product systems, this study uses the cut-off method or polluter pays approach for recycling. According to this approach, the first life of a material bears the environmental burdens of its production (e.g., raw material extraction and processing) and the second life (e.g., scrap input) bears the burdens of refurbishment (e.g., collection and refining of scrap). Burdens from waste treatment of recycling are therefore accounted for in the next, or downstream, product system.

Results

Environmental Impact Assessment Results

IPCC AR5 GWP 100, TRACI 2.1

per 100,000 instances of hand drying.

LCIA results are relative expressions and do not predict impacts on category endpoints, the exceeding of thresholds, safety margins or risks.

Impact Category	Unit	A1	A2	A3	A1A2A3	A4	B1	B2	B3	C2	C3	C4
GWP-total	kg CO2 eq	9.07e+0	1.44e-1	2.61e-1	9.47e+0	5.71e-1	2.95e+2	0	0	1.08e-2	4.55e-2	2.10e-1
AP	kg SO2 eq	8.18e-2	9.24e-4	3.64e-4	8.31e-2	4.20e-3	8.43e-1	0	0	6.67e-5	2.18e-4	6.23e-5
EP	kg N eq	6.06e-2	1.43e-4	1.32e-4	6.09e-2	7.82e-4	1.72e+0	0	0	1.29e-5	1.84e-4	2.01e-3
POCP	kg O3 eq	6.22e-1	2.55e-2	4.28e-3	6.52e-1	1.18e-1	8.19e+0	0	0	1.80e-3	2.58e-3	1.27e-3
ODP	kg CFC 11 eq	4.23e-7	2.84e-8	7.96e-9	4.59e-7	1.27e-7	1.95e-5	0	0	2.56e-9	1.94e-9	1.10e-9
ADP-fossil	MJ	1.20e+1	3.00e-1	5.54e-1	1.29e+1	1.13e+0	3.08e+2	0	0	2.29e-2	3.46e-2	1.24e-2

Comparisons cannot be made between product-specific or industry average EPDs at the design stage of a project, before a building has been specified. Comparisons may be made between product-specific or industry average EPDs at the time of product purchase when product performance and specifications have been established and serve as a functional unit for comparison. Environmental impact results shall be converted to a functional unit basis before any comparison is attempted. Any comparison of EPDs shall be subject to the requirements of ISO 21930 or EN 15804. EPDs are not comparative assertions and are either not comparable or have limited comparability when they have different system boundaries. EPDs are not comparative assertions and are either not comparable or have limited comparability when they have different system boundaries, are based on different product category rules or are missing relevant environmental impacts. Such comparison can be inaccurate, and could lead to erroneous selection of materials or products which are higher-impact, at least in some impact categories.

Results

Resource Use Indicators

per 100,000 instances of hand drying.

Indicator	Unit	A1	A2	A3	A1A2A3	A4	B1	B2	B3	C2	C3	C4
PERE	MJ	1.34e+1	2.18e-2	1.57e+0	1.50e+1	1.31e-1	5.50e+2	0	0	1.86e-3	7.57e-2	2.90e-3
PERM	MJ	1.99e-1	0	0	1.99e-1	0	0	0	0	0	0	0
PERT	MJ	1.36e+1	2.18e-2	1.57e+0	1.52e+1	1.31e-1	5.50e+2	0	0	1.86e-3	7.57e-2	2.90e-3
PENRE	MJ	1.12e+2	2.12e+0	3.64e+0	1.18e+2	8.21e+0	5.01e+3	0	0	1.62e-1	5.94e-1	9.84e-2
PENRM	MJ	1.36e+1	0	0	1.36e+1	0	0	0	0	0	0	0
PENRT	MJ	1.26e+2	2.12e+0	3.64e+0	1.32e+2	8.21e+0	5.01e+3	0	0	1.62e-1	5.94e-1	9.84e-2
SM	kg	0	0	0	0	0	0	0	0	0	0	0
RSF	MJ	0	0	0	0	0	0	0	0	0	0	0
NRSF	MJ	0	0	0	0	0	0	0	0	0	0	0
FW	m3	1.24e-1	9.84e-4	1.98e-3	1.27e-1	1.10e-3	1.83e+0	0	0	1.80e-5	3.43e-4	2.28e-4

Results

Waste and Output Flow Indicators per 100,000 instances of hand drying.

Indicator	Unit	A1	A2	A3	A1A2A3	A4	B1	B2	B3	C2	C3	C4
HWD	kg	0	0	0	0	0	0	0	0	0	0	0
NHWD	kg	0	0	2.24e-4	2.24e-4	0	0	0	0	0	0	2.84e-1
RWD	kg	0	0	0	0	0	0	0	0	0	0	0
RWD	kg	0	0	0	0	0	0	0	0	0	0	0
CRU	kg	0	0	0	0	0	0	0	0	0	0	0
MFR	kg	0	0	0	0	0	0	0	0	0	0	1.89e-1
MER	kg	0	0	0	0	0	0	0	0	0	0	0
EEE	MJ, LHV	0	0	0	0	0	0	0	0	0	0	0
EET	MJ, LHV	0	0	0	0	0	0	0	0	0	0	0

Scenarios

Transport to the building/construction site (A4)

A4 Module

Fuel Type:	Diesel
Liters of Fuel:	27.9 l/100km
Vehicle Type:	Diesel Truck 16-32t
Transport Distance:	2600 km
Capacity Utilization:	80 %
Packaging Mass:	0.33 kg
Gross density of products transported:	6.7 kg/m ³
Weight of products transported:	0.92 kg
Volume of products transported:	
Capacity utilization volume factor:	80

End of Life

C1 - C4 Modules

Collection Process

Collected Separately:	0.92 kg
-----------------------	---------

Recovery

Landfill:	0.74 kg
Incineration:	0.18 kg

Disposal

Product or Material for Final Disposal:	0.92 kg
---	---------

Assumptions for scenario development:

Activities included in the End-of-life stage are the transportation of the hand dryer to the end-of-life facility, waste processing and disposal. It is assumed the hand dryer is sent to the end-of-life processing facility with an average distance of 50 km by truck. The percentages for the landfill, incineration, and recycling were sourced from the general US waste scenario as shown below:

Hand dryer:
Waste electric and electronic equipment, shredded;

Metal and other material:
80% landfilled, 20% Incinerated;

Cardboard, Molded pulp and Paper:
68.2% Recycled, 25.7% Landfilled, 6.1% Incinerated;

Plastics bag and foam:
80.9% Landfilled, 19.1% Incinerated.

Scenarios

Reference Service Life

B1 Module

RSL: 730,000 Cycles

ESL: 10 Years

Declared Product Properties:

The results presented in this EPD includes both the Dryer Box and Dryer Spout. This EPD represents the 120V model.

Interpretation

Interpretation is the last phase of an LCA, although it is typically done iteratively to inform and refine the goal and scope. In this section, the results are examined based on the data quality and consistency. Key assumptions are reviewed to ensure that conclusions and recommendations are consistent with the goal and scope. It should be noted that LCA results are based on a relative approach and indicate potential environmental effects therefore do not predict actual impacts on category impacts. Based on the results and study assumptions, methods and data, the cradle-to-grave impacts for XLERATOR Hand Dryer are dominated by B1, Use Phase (90.6% to 97%), followed by A1, Raw Materials (2.1% to 8.8%).

Environmental Activities and Certifications

Certification	URL
Marks for North America	https://marks.ul.com/about/ul-listing-and-classification-marks/appearance-and-significance/marks-for-north-america/
OSHA's Safety and Health Fundamentals Certificate	https://www.osha.gov/training/certificate
CE marking	https://europa.eu/youreurope/business/product-requirements/labels-markings/ce-marking/index_en.htm#:~:text=CE%20marking%20indicates%20that%20a,then%20market-ed%20in%20the%20EU.
ENVIRONMENTAL BUILDING NEWS – BUILDING-GREEN APPROVED	https://www.buildinggreen.com/about
RoHS Compliant	https://rohsguide.com/
Made in USA Certified	https://www.exceldryer.com/blog/made-in-usa-hand-dryers/

Additional Environmental Information

GREEN GLOBES

Green Globes is a green management tool for the building design and construction industry. More than 450 buildings across the United States have successfully achieved Green Globes certification. Energy efficiencies associated with the XLERATOR and XLERATOReco Hand Dryers may help facilities qualify for points.

ENVIRONMENTAL BUILDING NEWS – BUILDINGGREEN APPROVED

EBN is the leading newsletter on sustainable design and construction. Researchers independently tested XLERATOR and determined that it clearly outperforms conventional electric hand dryers in energy savings and dry time — which is why XLERATOR was the first hand dryer to be BuildingGreen Approved.

ARCHITECTURE 2030 FOR PRODUCTS

Issued by Architecture 2030 in response to the climate change crisis, the challenge seeks thought leaders of the global architecture and building community to adopt, design and manufacture green products that reduce their carbon footprint by 50% below the product average by the year 2030.

US GREEN BUILDING COUNCIL

Excel Dryer has been an organizational member of the USGBC since 2003. USGBC's mission is to transform the way buildings and communities are designed, built and operated. Our headquarters earned LEED-CI Gold certification in 2011. Made in USA Certified

Excel Dryer manufactures all of its XLERATOR Hand Dryers in East Longmeadow, MA. They employ over 50 people and are the only hand dryer manufacturer to achieve Made in the USA Certification for their product line.

GREEN BUILDING INITIATIVE

The mission of the Green Building Initiative is to accelerate the adoption of building practices that result in healthier, more sustainable buildings by promoting credible and practical green building approaches. Our headquarters earned a Green Globes rating of 1 Globe in 2012.

SUSTAINABLE BUILDINGS INDUSTRY COUNCIL

SBIC is a national leader in defining the whole-building approach to design, which results in high performance buildings and favors sustainability as a prominent design objective.

GREEN RESTAURANT ASSOCIATION

The XLERATOR is the only hand dryer endorsed by the GRA as the best environmental solution in the hand dryer category for the restaurant industry.

Dry Time and Energy Use

Tests were performed by SGS International on standard XLERATOR Hand Dryer with 0.8" nozzle to 0.25g or less of residual moisture, pursuant to the UL Environment Global Product Category Rules (PCR) for Hand Dryers.

Product Safety Standards

The XLERATOR Hand Dryer follows the required safety standards for the USA and Canada UL 499 Standard for Safety – Electric Heating Appliances and CE IEC 60335-2-23.

References

- ACLCA. (2019). ACLCA Guidance to Calculating Non-LCIA Inventory Metrics in Accordance with ISO 21930:2017. ACLCA.
- Bare, J., Gloria, T., & Norris, G. (2006). Development of the Method and U.S. Normalization Database for Life Cycle Impact Assessment and Sustainability Metrics. *Environmental Science & Technology*.
- Bare, J., Norris, G., Pennington, D., & McKone, T. (2003). TRACI: The Tool for the Reduction and Assessment of Chemical and Other Environmental Impacts. *Journal of Industrial Ecology*.
- Frischknecht, R., Jungbluth, N., Althaus, H., Doka, G., Dones, R., Hischier, R., . . . Nemecek, T. (2007). Implementation of Life Cycle Impact Assessment Methods: Data v2.0. Dübendorf, Switzerland: Ecoinvent report No. 3, Swiss centre for Life Cycle Inventories.
- IPCC, I. P. (2013). IPCC Fifth Assessment report. The Physical Science Basis. Retrieved from <http://www.ipcc.ch/report/ar5/wg1/>.
- ISO 14025. (2006). ISO 14025:2006: Environmental labels and declarations — Type III environmental declarations — Principles and procedures. International Organization for Standardization.
- ISO 14040. (2006). ISO14040:2006/Amd 1:2020 -- Environmental management -- Life cycle assessment -- Principles and framework. International Organization for Standardization.
- ISO. (2006). ISO 14040:2006 Environmental management - Life cycle assessment - Principles and framework. International Organization for Standardization (ISO).
- ISO 21930. (2017). Sustainability in buildings and civil engineering works — Core rules for environmental product declarations of construction products and services.
- UL 10007, Version 1. (2016). For Preparing an Environmental Product Declaration (EPD) for the Product Category: Hand Dryers. UL.
- Weidema B P, B. C. (2013). Overview and methodology. Data quality guideline for the Ecoinvent database version 3. St. Gallen: The Ecoinvent Centre.