

DESCRIPTION

Formawall Dimension Series Graphix architectural insulated metal wall panels offer the ultimate design freedom. In a single panel, it creates the illusion of multiple smaller panels, reduces the number of panels required for unique project aesthetics leading to simplified installation and reduced opportunity for air or water infiltration. This option can be integrated with flat or other profiled panels as well as Formavue Windows, CS Sunshades, CS Louvers and translucent panels.

GENERAL DESIGN OPTIONS

FORMAWALL GRAPHIX SERIES			
PANEL THICKNESS	2½" [64mm], 3"-T [76mm]		
PANEL MODULE	24" [610mm], 30" [762mm], 36" [914mm] Custom Modules: 10" [254mm] - 40" [1016mm]		
PANEL CORE	Red List-free, Foamed-in-placed polyisocyanurate (PIR)		
THERMAL VALUES*		U Factor BTU/hr•ft²•°F	R Value hr•ft²•°F/BTU
	2½"	0.056	20.1
	3"-T	0.045	24.1
END JOINT	5/8" Insulated Metal Vertical (IMV) Joint (Optional: 5/8" Black Gasket)		
SIDE LAP	Double tongue and groove		
SIDE LAP REVEAL	½" (Optional Reveal: ¼" or 1")		
GRAPHIX JOINT REVEAL	5/8" Panel Color or Black Gasket		
STANDARD PANEL LENGTHS*	Embossed	Flat - 5' [1.52m] - 20' [6.1m]	
		Striated - 5' [1.52m] - 20' [6.1m]	
	Smooth	Flat - 5' [1.52m] - 16' [4.9m]	
		Striated - 5' [1.52m] - 20' [6.1m]	
SEGMENT CAPABILITIES*	Panel Lengths		# of Segments
	16' - < 20'		3-5
	12' - < 16'		2-4
	10' - < 12'		2-6
	4' - < 10'		2-10
STANDARD EXTERIOR FACE & GAUGE	22 ga. Embossed, Flat		
OPTIONAL EXTERIOR FACE & GAUGE	20 ga. Embossed or Smooth, Flat 22 ga. Embossed, Smooth, Flat or Striated		
STANDARD INTERIOR LINER & GAUGE	26 ga. Embossed, Planked		
OPTIONAL INTERIOR LINER & GAUGE	20, 22 ga. Embossed, Planked 20, 22 ga. Embossed, Flat 20, 22 ga. Smooth, Planked		
WEIGHTS	2½"	4.03-4.74 lbs./sq. ft.	
	3"-T	4.16-4.87 lbs./sq. ft.	

* U-Factor & R-Value per ASTM C1363/Simulation & ASTM C518 and based on a mean temperature of 35° F; Standard I-P unit convention shown.








* Panel lengths/capabilities may be limited from standard offerings based on color & thermal movement; contact CENTRIA for assistance

DESIGN FEATURES & BENEFITS

- May be installed horizontally or vertically and is available in a variety of segments, reveals, thicknesses and profiles
- Concealed clips, fasteners and sealants, combined with Insulated Metal Vertical (IMV) Joints, provide an uninterrupted appearance in horizontal applications
- Pressure-equalized side joint to help prevent water infiltration
- Pressure-equalized end joint available with optional Seal Plate
- Unlike laminated insulated metal panels, Formawall Dimension Series is factory foamed in-place, minimizing the potential for gaps within the panel
- Can be integrated with other Formawall profiles to create unique looks



FORMAWALL GRAPHIX SERIES TESTING

TEST	TEST METHOD	TEST TITLE	RESULTS		
 FIRE US	ASTM E84	Surface Burning Characteristics of Building Materials	Meets requirements of Class A per IBC Section 803.1.2 (FS < 25, SD < 450)		
	ASTM E119/UL 263	Fire Tests of Building Construction and Materials	See UL Fire Resistance Directory for tested assemblies		
	NFPA 259	Standard Test Method for Potential Heat of Building Materials	Meets requirements of IBC 2603.5.3		
	NFPA 285	Evaluation of Fire Propagation Characteristics of Exterior Non-Load Bearing Wall Assemblies	Numerous Assemblies meet requirements of IBC Section 2603.5.5; Contact CENTRIA for assistance		
	FM 4880	Class 1 Fire Rating of Insulated Wall, Ceiling and Roof Panels	See FM Approval Listings		
	FM 4882	Class 1 Interior Wall and Ceiling Materials for Smoke Sensitive Occupancies	See FM Approval Listings		
 FIRE CANADA	CAN/ULC S101	Standard Methods of Fire Endurance Tests of Building Construction and Materials	Meets requirements of Article 3.1.5.7 (2b)		
	CAN/ULC S102	Standard Method of Test for Surface Burning Characteristics of Building Materials and Assemblies	Flame spread rating- 30 Smoke developed classification- 235		
	CAN/ULC S134	Standard Method of Fire Test of Exterior Wall Assemblies	Meets requirements of Article 3.1.5.5 (1b)		
 STRUCTURAL	ASTM E72	Standard Test Methods of Conducting Strength Tests of Panels for Building Construction	See Span Tables		
	FM 4881	Class 1 Exterior Wall Structural Performance	See FM Approval Listings (VSH Rating)		
 THERMAL PERFORMANCE	ASTM C518	Steady-State Thermal Transmission Properties by Means of the Heat-Flow Meter Apparatus*		U Factor BTU/hr•ft²•°F	R Value hr•ft²•°F/BTU
			2"	0.056	20.1
	ASTM C1363	Thermal Performance of Building Materials and Envelope Assemblies*	3"-T	0.045	24.1
 AIR INFILTRATION	ASTM E283	Rate of Air Leakage Through Exterior Windows, Curtain Walls, and Doors	< 0.01 cfm/ft² air infiltration rate at static pressure differential of 6.24 psf		
 WATER INFILTRATION	ASTM E331	Water Penetration of Exterior Windows, Skylights, Doors and Curtain Walls by Uniform Static Air Pressure Difference	No uncontrolled water penetration at static pressure differential of 6.24 psf for 2 hours (IBC Section 1402) and 15 psf for 15 minutes		
	AAMA 501.1	Standard Test Method for Water Penetration of Exterior Walls Using Dynamic Pressure	No leakage at a dynamic pressure of 15 psf for 15 minutes		
 ACOUSTICAL	ASTM E 90 & ASTM E 413	Airborne Sound Transmission Loss of Building Partitions Classification for Rating Sound Insulation	Assemblies available ranging from STC= 23 to 45 & OITC= 23 to 34; Contact CENTRIA for assistance		
SPECIAL APPROVALS	Florida Product Approval HVHZ	Product Approval for HVHZ areas in the State of Florida	(Approval No. FL20381 AND FL31378)		
	CCRR Intertek Code Compliance Research Report		(Intertek CCRR-0276)		

* U-Factor & R-Value per ASTM C1363/Simulation & ASTM C518 and based on a mean temperature of 35° F; Standard I-P unit convention shown.

NOTES

- For information on special applications, contact your local CENTRIA Sales Representative.
- Maximum support spacing and panel length may be limited for medium and dark colors due to thermal stress, consult CENTRIA.
- Length limitations may vary based on color. Contact CENTRIA for details.
- 1' minimum segment length
- For modules > 30", 16' maximum panel length
- For modules < 30", 20' maximum panel length